English Phonology

Distinctive Features and Feature Geometry

Feature Geometry

Feature Geometry

- linear notation fails to explain the naturalness of assimilation processes

Feature Geometry

- linear notation fails to explain the naturalness of assimilation processes
- can solve some of the problems by making use of place of articulation features, LAB, COR, DOR along with some notion of feature spreading

Feature Geometry

- linear notation fails to explain the naturalness of assimilation processes
- can solve some of the problems by making use of place of articulation features, LAB, COR, DOR along with some notion of feature spreading
- BUT: this makes the assimilation seem to be a series of rules rather than a single one

Feature Geometry

- linear notation fails to explain the naturalness of assimilation processes
- can solve some of the problems by making use of place of articulation features, LAB, COR, DOR along with some notion of feature spreading
- BUT: this makes the assimilation seem to be a series of rules rather than a single one
- loses generalisation about the process

Feature Geometry

- linear notation fails to explain the naturalness of assimilation processes
- can solve some of the problems by making use of place of articulation features, LAB, COR, DOR along with some notion of feature spreading
- BUT: this makes the assimilation seem to be a series of rules rather than a single one
- loses generalisation about the process
- propose a 'feature geometry' to deal with this

Feature Geometry

- Dealing with different processes:

Feature Geometry

- Dealing with different processes:
  - Assimilation

Feature Geometry

- Dealing with different processes:
  - Assimilation
  - Insertion

Feature Geometry

- Dealing with different processes:
  - Assimilation
  - Insertion
  - Deletion

Feature Geometry

- Dealing with different processes:
  - Assimilation
  - Insertion
  - Deletion
  - Reduction

Feature Geometry

- Dealing with different processes:
  - Assimilation
  - Insertion
  - Deletion
  - Reduction
  - Neutralization

Feature Geometry

- Dealing with different processes:
  - Assimilation
  - Insertion
  - Deletion
  - Reduction
  - Neutralization
  - Others

English Nasal Assimilation

- the prefix *in-* meaning ‘not’ has several variants:

English Nasal Assimilation

- the prefix *in-* meaning ‘not’ has several variants:

in + accurate	n + æ		i[n]accurate

English Nasal Assimilation

- the prefix *in-* meaning ‘not’ has several variants:

in + accurate	n + æ		i[n]accurate
in + tangible	n + t		i[n]tangible

English Nasal Assimilation

- the prefix *in-* meaning ‘not’ has several variants:

in + accurate	n + æ		i[n]accurate
in + tangible	n + t		i[n]tangible
in + surmountable	n + s		i[n]surmountable

English Nasal Assimilation

- the prefix *in-* meaning ‘not’ has several variants:

in + accurate	n + æ		i[n]accurate
in + tangible	n + t		i[n]tangible
in + surmountable	n + s		i[n]surmountable
in + balanced	n + b		i[m]balanced

English Nasal Assimilation

- the prefix *in-* meaning ‘not’ has several variants:

in + accurate	n + æ		i[n]accurate
in + tangible	n + t		i[n]tangible
in + surmountable	n + s		i[n]surmountable
in + balanced	n + b		i[m]balanced
in + perceptible	n + p		i[m]perceptible

English Nasal Assimilation

- the prefix *in-* meaning ‘not’ has several variants:

in + accurate	n + æ		i[n]accurate
in + tangible	n + t		i[n]tangible
in + surmountable	n + s		i[n]surmountable
in + balanced	n + b		i[m]balanced
in + perceptible	n + p		i[m]perceptible
in + congruous	n + k		i[ŋ]congruous

English Nasal Assimilation

- basically, this is a case of assimilation

English Nasal Assimilation

- basically, this is a case of assimilation:
  - the nasal becomes more like a following consonant

English Nasal Assimilation

- basically, this is a case of assimilation:
  - the nasal becomes more like a following consonant
  - not affected by a following vowel

English Nasal Assimilation

- basically, this is a case of assimilation:
  - the nasal becomes more like a following consonant
  - not affected by a following vowel
- we can describe the changes using features

English Nasal Assimilation

- basically, this is a case of assimilation:
  - the nasal becomes more like a following consonant
  - not affected by a following vowel
- we can describe the changes using features as:
  - a. spread [coronal] from a consonant to a preceding nasal

English Nasal Assimilation

- basically, this is a case of assimilation:
  - the nasal becomes more like a following consonant
  - not affected by a following vowel
- we can describe the changes using features as:
  - a. spread [coronal] from a consonant to a preceding nasal
  - b. spread [velar] from a consonant to a preceding nasal

English Nasal Assimilation

- basically, this is a case of assimilation:
  - the nasal becomes more like a following consonant
  - not affected by a following vowel
- we can describe the changes using features as:
  - a. spread [coronal] from a consonant to a preceding nasal
  - b. spread [velar] from a consonant to a preceding nasal
  - c. spread [labial] from a consonant to a preceding nasal

English Nasal Assimilation

- basically, this is a case of assimilation:
  - the nasal becomes more like a following consonant
  - not affected by a following vowel
- we can describe the changes using features as:
  - a. spread [coronal] from a consonant to a preceding nasal
  - b. spread [velar] from a consonant to a preceding nasal
  - c. spread [labial] from a consonant to a preceding nasal
- this is somewhat unsatisfactory because it misses generalizations

English Nasal Assimilation

- basically, this is a case of assimilation:
  - the nasal becomes more like a following consonant
  - not affected by a following vowel
- we can describe the changes using features as:
  - a. spread [coronal] from a consonant to a preceding nasal
  - b. spread [velar] from a consonant to a preceding nasal
  - c. spread [labial] from a consonant to a preceding nasal
- this is somewhat unsatisfactory because it misses generalizations
- similar phenomenon occur in many languages

English Nasal Assimilation

- basically, this is a case of assimilation:
  - the nasal becomes more like a following consonant
  - not affected by a following vowel
- we can describe the changes using features as:
  - a. spread [coronal] from a consonant to a preceding nasal
  - b. spread [velar] from a consonant to a preceding nasal
  - c. spread [labial] from a consonant to a preceding nasal
- this is somewhat unsatisfactory because it misses generalizations
- similar phenomenon occur in many languages
- always involve the same features

English Nasal Assimilation

- we want a uniform description of such phenomena

English Nasal Assimilation

- we want a uniform description of such phenomena
- we can posit an organizing node in our phonological representations, called a place node

English Nasal Assimilation

- we want a uniform description of such phenomena
- we can posit an organizing node in our phonological representations, called a place node
- place features are not linked directly to the skeleton, but through the place node

English Nasal Assimilation

- we want a uniform description of such phenomena
- we can posit an organizing node in our phonological representations, called a place node
- place features are not linked directly to the skeleton, but through the place node:

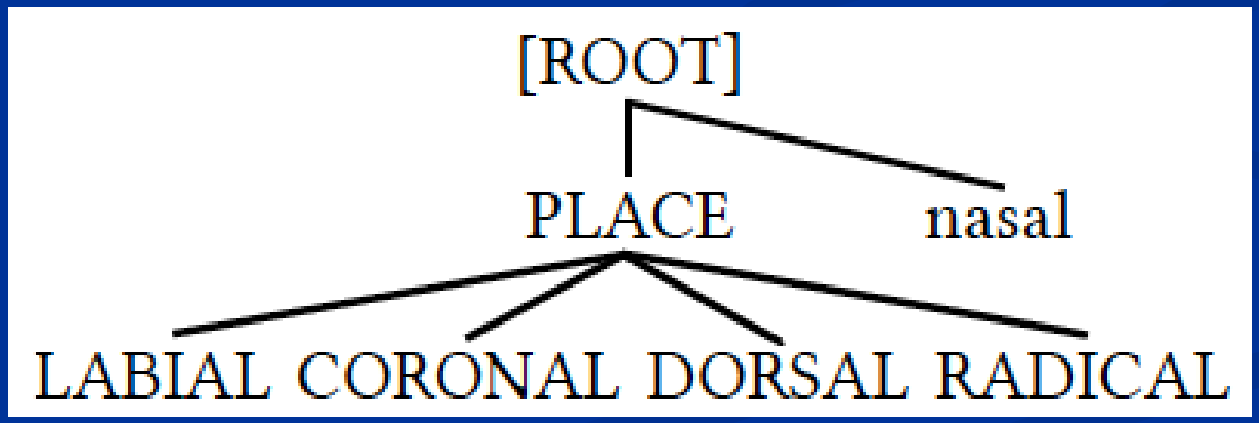

Feature Spreading

- the rule is now very simple and straightforward

Feature Spreading

- the rule is now very simple and straightforward:

Spread the place node from a consonant to a preceding nasal

Feature Spreading

- the rule is now very simple and straightforward:

  Spread the place node from a consonant to a preceding nasal

- when we spread the place node, all the relevant features spread together

Feature Spreading

- the rule is now very simple and straightforward:

Spread the place node from a consonant to a preceding nasal

- when we spread the place node, all the relevant features spread together
- nasal assimilation is explained simply and straightforwardly as the spreading of features from one node to an adjacent one

Spreading Place Features

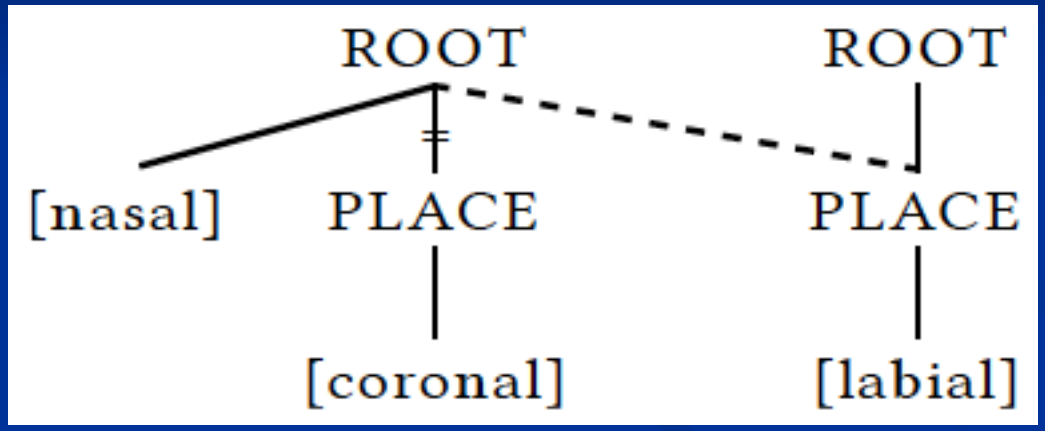

Spreading Place Features

- Each ROOT node is linked to a timing slot on the timing tier

Spreading Place Features

- Each ROOT node is linked to a timing slot on the timing tier
- the first ROOT node is associated with both [nasal] and [COR], therefore it is [n], as in the prefix *in* ‘not’

Spreading Place Features

- Each ROOT node is linked to a timing slot on the timing tier
- the first ROOT node is associated with both [nasal] and [COR], therefore it is [n], as in the prefix *in* 'not'
- the second ROOT node is associated with [LAB] and, therefore is a labial, either [p] or [b] or [m], since no further specification is made

Spreading Place Features

- Each ROOT node is linked to a timing slot on the timing tier
- the first ROOT node is associated with both [nasal] and [COR], therefore it is [n], as in the prefix *in* 'not'
- the second ROOT node is associated with [LAB] and, therefore is a labial, either [p] or [b] or [m], since no further specification is made
- spreading the features backwards can account for words such as *impossible*, *imbalance*, or *immoderate*

Feature Organization

Feature Organization

- place features aren't the only ones organized into a separate node

Feature Organization

- place features aren't the only ones organized into a separate node
- there is more internal organization to the segment

Feature Organization

- place features aren't the only ones organized into a separate node
- there is more internal organization to the segment:

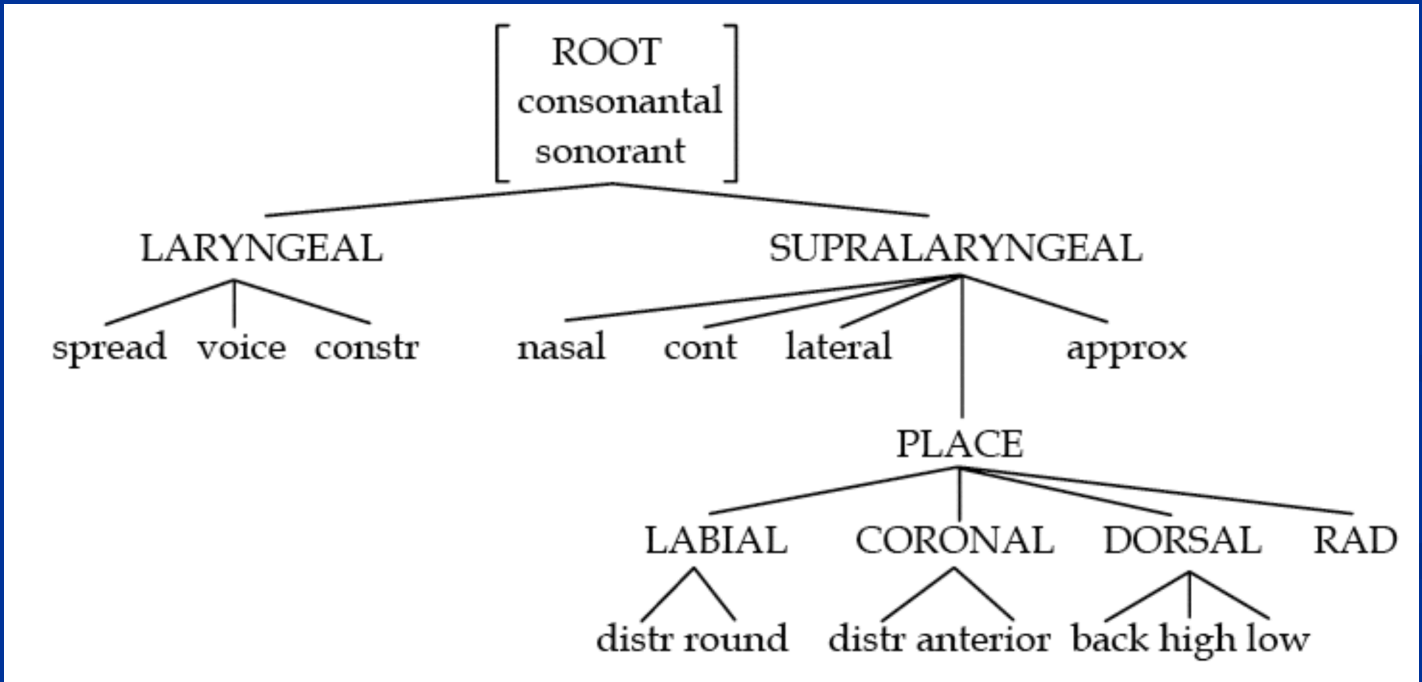

Feature Organisation

- let's take this one step at a time

Feature Organisation

- let's take this one step at a time
- the first node we encounter is the one that specifies that we are dealing with a segment

Feature Organisation

- let's take this one step at a time
- the first node we encounter is the one that specifies that we are dealing with a segment
- this is the ROOT node: it is at the root of each segment

Feature Organisation

- let's take this one step at a time
- the first node we encounter is the one that specifies that we are dealing with a segment
- this is the ROOT node: it is at the root of each segment
- it has values for consonantal and sonorant so we know it's major class features

Feature Organisation

- let's take this one step at a time
- the first node we encounter is the one that specifies that we are dealing with a segment
- this is the ROOT node: it is at the root of each segment
- it has values for consonantal and sonorant so we know it's major class features

$$\begin{bmatrix} \text{ROOT} \\ \text{consonantal} \\ \text{sonorant} \end{bmatrix}$$

Feature Organisation

- next, the tree splits into two nodes, LARYNGEAL and SUPRALARYNGEAL

Feature Organisation

- next, the tree splits into two nodes, LARYNGEAL and SUPRALARYNGEAL
- LARYNGEAL applies to features that have to do with the larynx

Feature Organisation

- next, the tree splits into two nodes, LARYNGEAL and SUPRALARYNGEAL
- LARYNGEAL applies to features that have to do with the larynx
- SUPRALARYNGEAL involves features that apply to the area above the larynx, i.e. the supralaryngeal region

Feature Organisation

- next, the tree splits into two nodes, LARYNGEAL and SUPRALARYNGEAL
- LARYNGEAL applies to features that have to do with the larynx
- SUPRALARYNGEAL involves features that apply to the area above the larynx, i.e. the supralaryngeal region

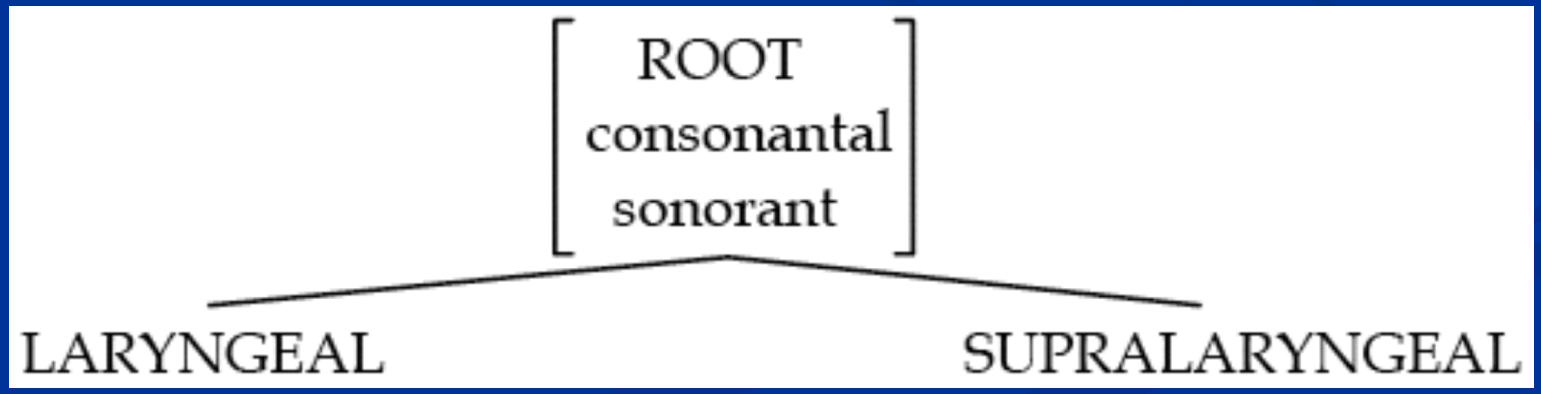

LARYNGEAL Node

- the larynx can do several things

LARYNGEAL Node

- the larynx can do several things:
  - the glottis can spread and make aspirated sounds

LARYNGEAL Node

- the larynx can do several things:
  - the glottis can spread and make aspirated sounds
  - the vocal chords can vibrate and make voiced sounds

LARYNGEAL Node

- the larynx can do several things:
  - the glottis can spread and make aspirated sounds
  - the vocal chords can vibrate and make voiced sounds
  - the glottis can constrict (close off) and make glottal sounds

LARYNGEAL Node

- the larynx can do several things:
  - the glottis can spread and make aspirated sounds
  - the vocal chords can vibrate and make voiced sounds
  - the glottis can constrict (close off) and make glottal sounds

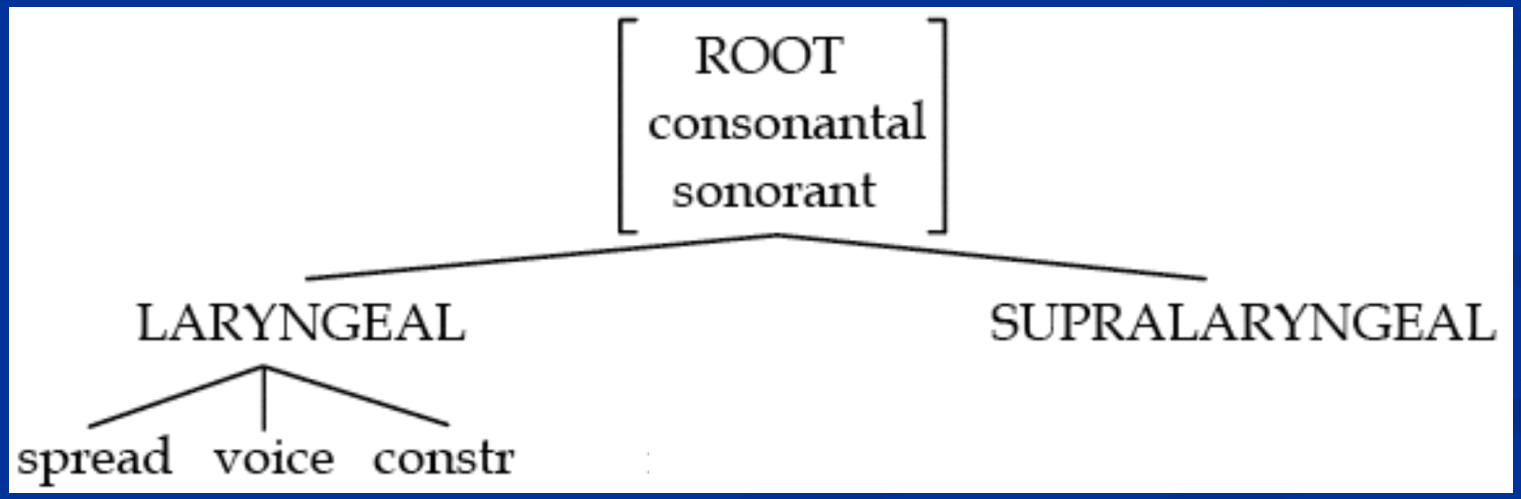

SUPRALARYNGEAL Node

- above the larynx, at the SUPRALARYNGEAL node, we have several other features

SUPRALARYNGEAL Node

- above the larynx, at the SUPRALARYNGEAL node, we have several other features: nasal

SUPRALARYNGEAL Node

- above the larynx, at the SUPRALARYNGEAL node, we have several other features: nasal, continuant

SUPRALARYNGEAL Node

- above the larynx, at the SUPRALARYNGEAL node, we have several other features: nasal, continuant, lateral

SUPRALARYNGEAL Node

- above the larynx, at the SUPRALARYNGEAL node, we have several other features: nasal, continuant, lateral, approximant

SUPRALARYNGEAL Node

- above the larynx, at the SUPRALARYNGEAL node, we have several other features: nasal, continuant, lateral, approximant, and place

SUPRALARYNGEAL Node

- above the larynx, at the SUPRALARYNGEAL node, we have several other features: nasal, continuant, lateral, approximant, and place
- most of these are straightforward and involve properties we have already discussed

SUPRALARYNGEAL Node

- above the larynx, at the SUPRALARYNGEAL node, we have several other features: nasal, continuant, lateral, approximant, and place
- most of these are straightforward and involve properties we have already discussed

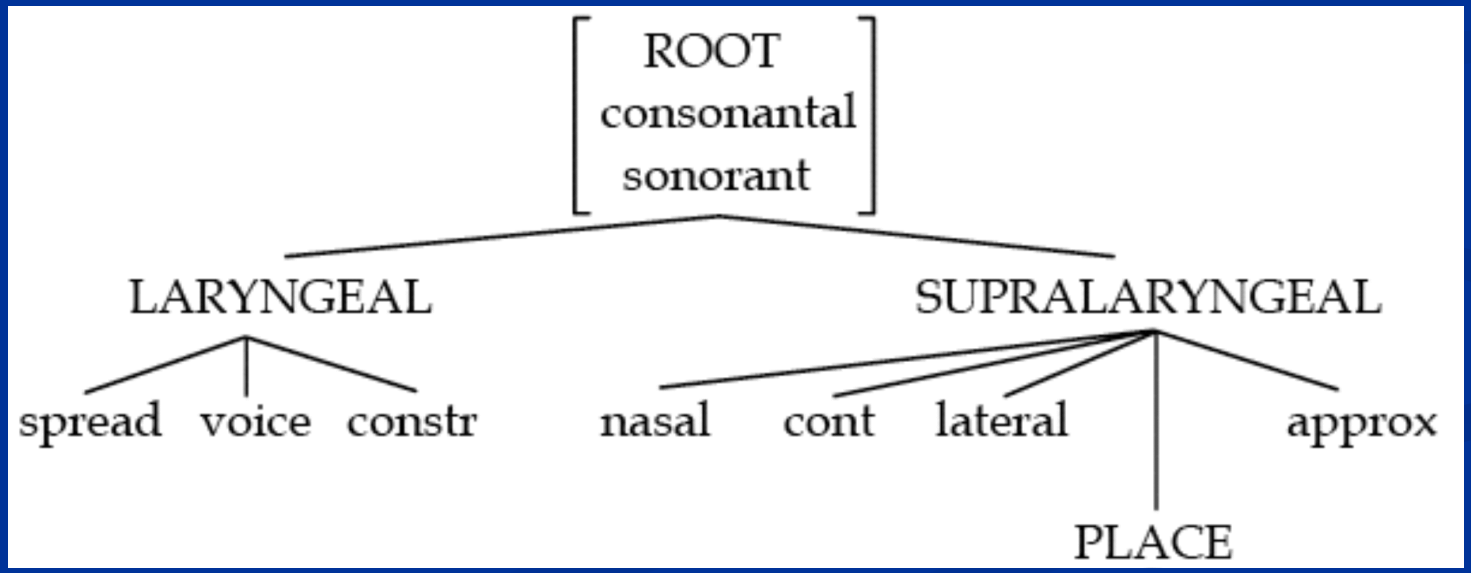

PLACE Node

- Place is divided into four further nodes

PLACE Node

- Place is divided into four further nodes: LABIAL

PLACE Node

- Place is divided into four further nodes: LABIAL, CORONAL

PLACE Node

- Place is divided into four further nodes: LABIAL, CORONAL, DORSAL

PLACE Node

- Place is divided into four further nodes: LABIAL, CORONAL, DORSAL, and RAD(ICAL)

PLACE Node

- Place is divided into four further nodes: LABIAL, CORONAL, DORSAL, and RAD(ICAL)
- you are already familiar with labial and coronal

PLACE Node

- Place is divided into four further nodes: LABIAL, CORONAL, DORSAL, and RAD(ICAL)
- you are already familiar with labial and coronal
- DORSAL means [+back]

PLACE Node

- Place is divided into four further nodes: LABIAL, CORONAL, DORSAL, and RAD(ICAL)
- you are already familiar with labial and coronal
- DORSAL means [+back] and RAD refers to the tongue root

PLACE Node

- Place is divided into four further nodes: LABIAL, CORONAL, DORSAL, and RAD(ICAL)
- you are already familiar with labial and coronal
- DORSAL means [+back] and RAD refers to the tongue root

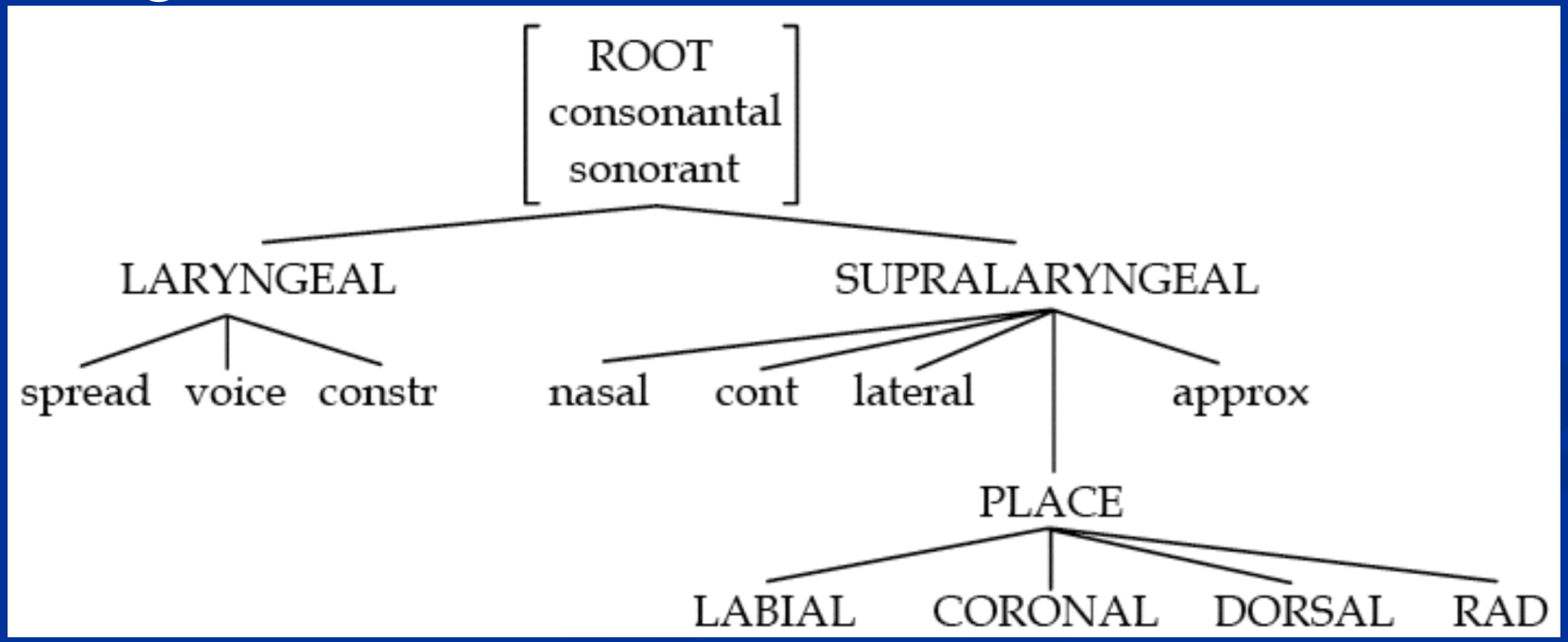

Feature Organisation

- finally, the whole tree:

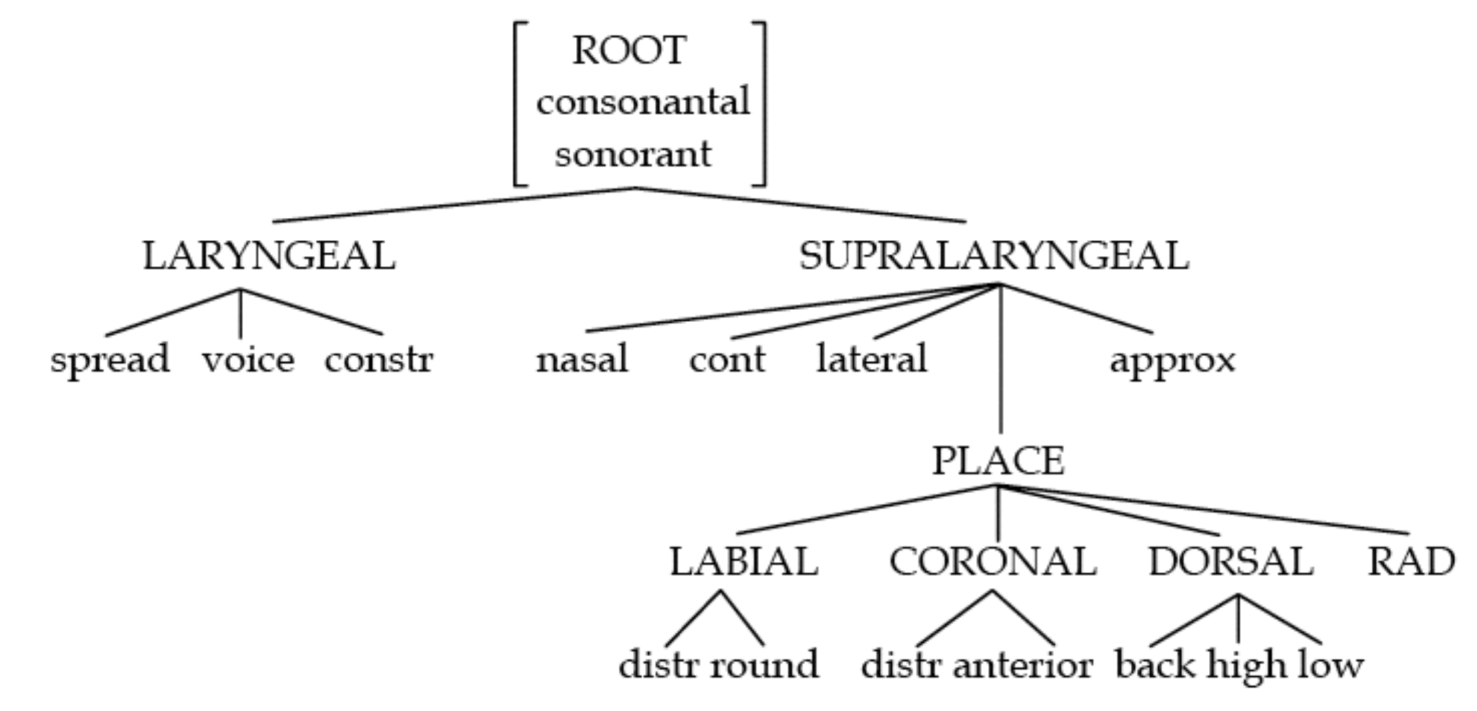

Feature Organisation

- finally, the whole tree:

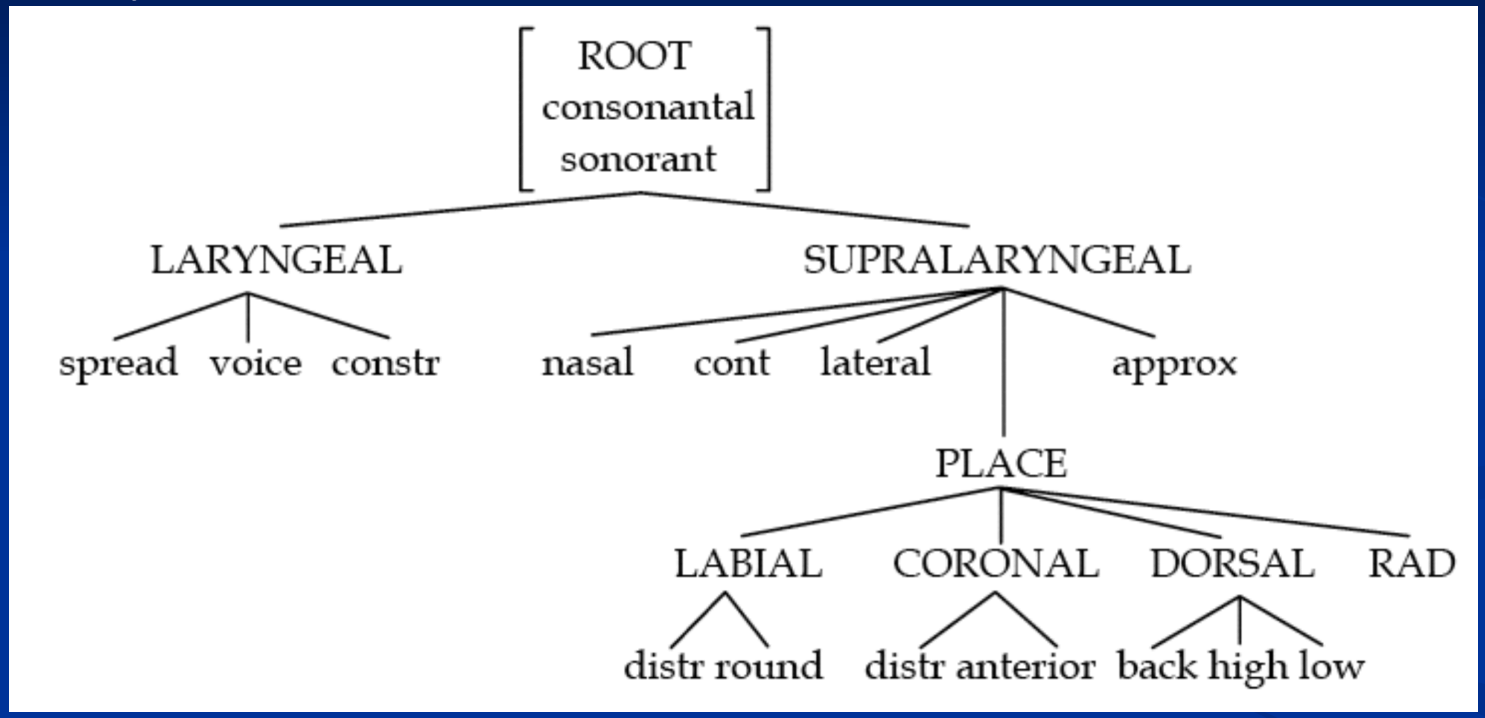

- note under labial, coronal, and dorsal are features we are already familiar with: distributed, round, anterior, back, high, and low

Back to Assimilation

- this process involves the spreading of features from one segment to another

Back to Assimilation

- this process involves the spreading of features from one segment to another
- start by assuming that each segment is represented by its own feature tree

Back to Assimilation

- this process involves the spreading of features from one segment to another
- start by assuming that each segment is represented by its own feature tree

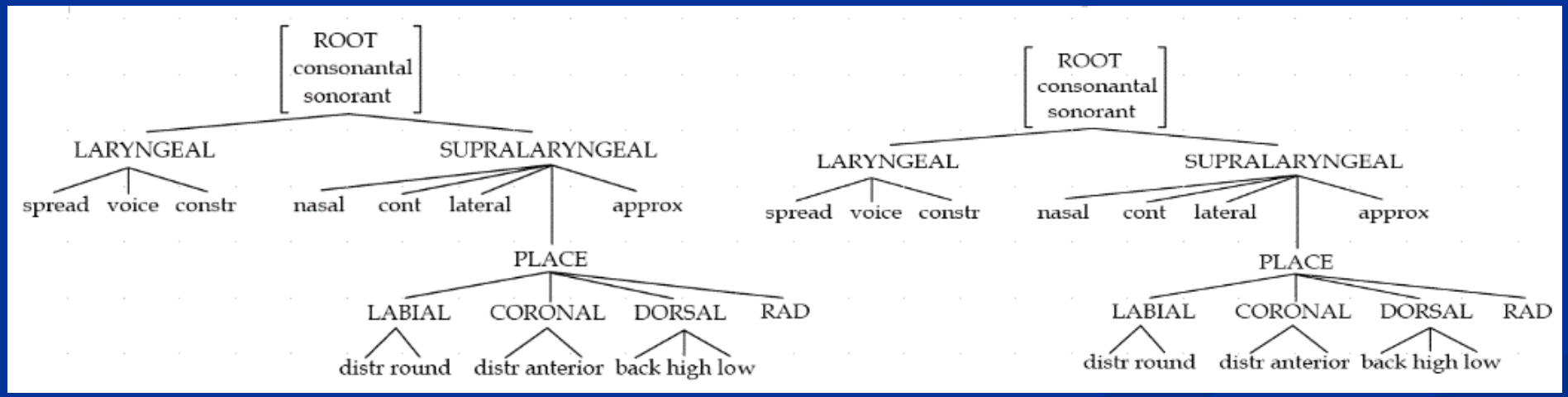

English Place Assimilation

- in this case, we look at (i)n + p(erceptible)

English Place Assimilation

- in this case, we look at (i)n + p(erceptible)
- the place node of /p/ spreads backwards to the supralaryngeal node of /n/

English Place Assimilation

- in this case, we look at (i)n + p(erceptible)
- the place node of /p/ spreads backwards to the supralaryngeal node of /n/

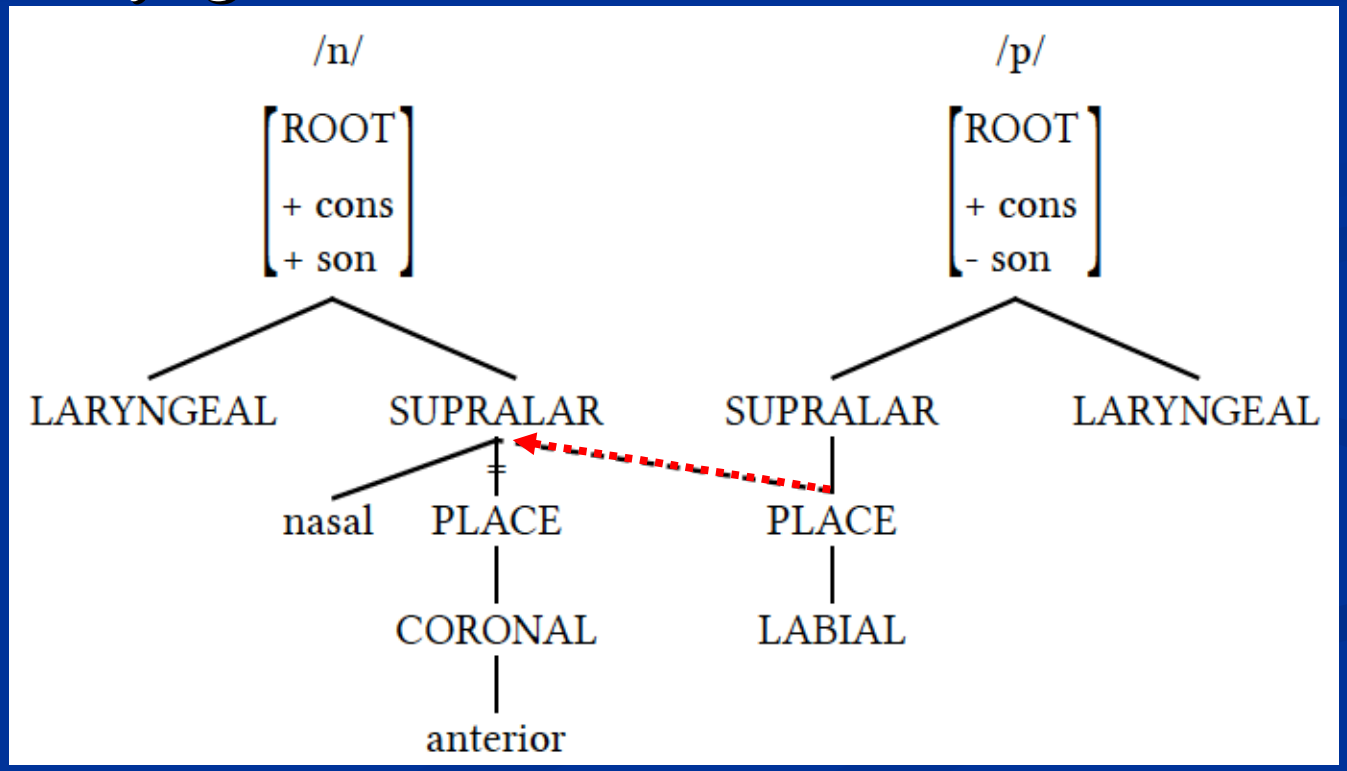

English Place Assimilation

- this causes the delinking of /n/'s own place features

English Place Assimilation

- this causes the delinking of /n/'s own place features

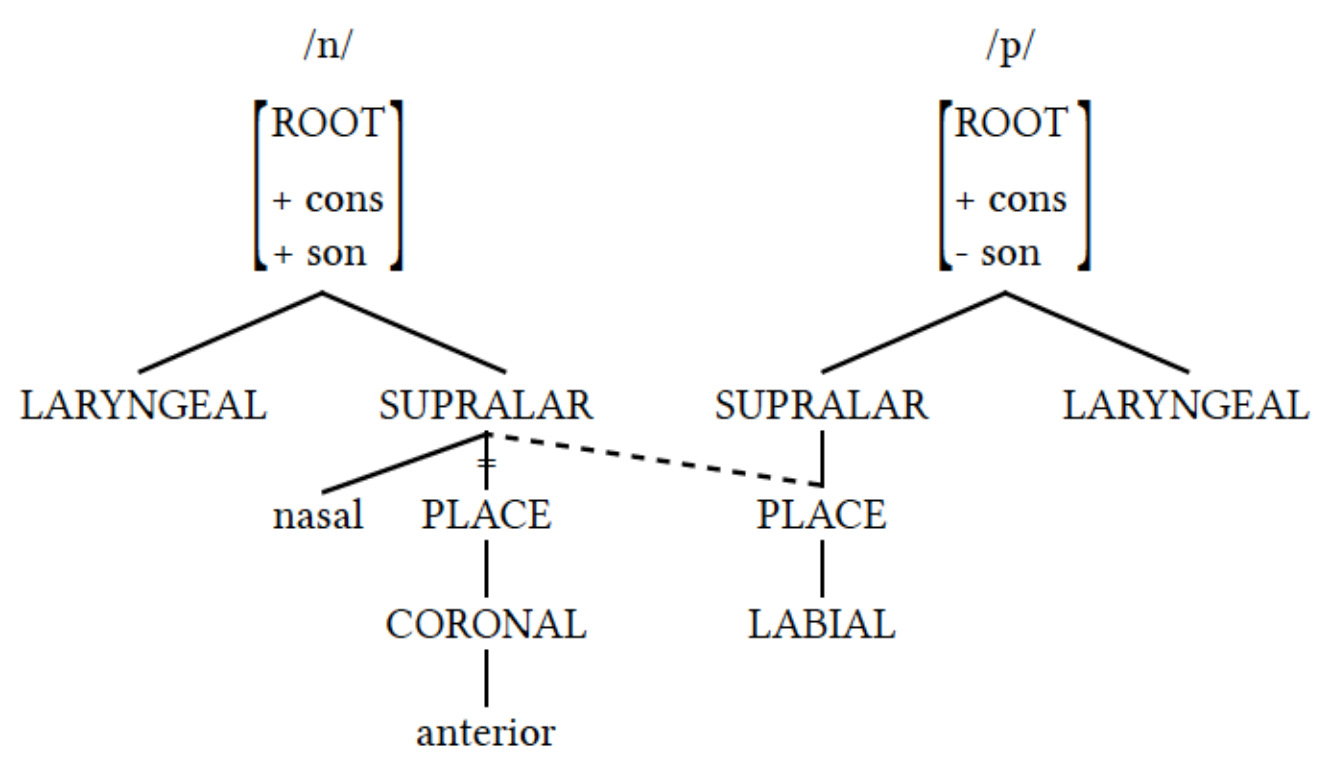

English Place Assimilation

- /n/'s original place node link to its supralaryngeal node is replaced by that of /p/

English Place Assimilation

- /n/'s original place node link to its supralaryngeal node is replaced by that of /p/
- /n/ is then realised as [m], giving <imperceptible>

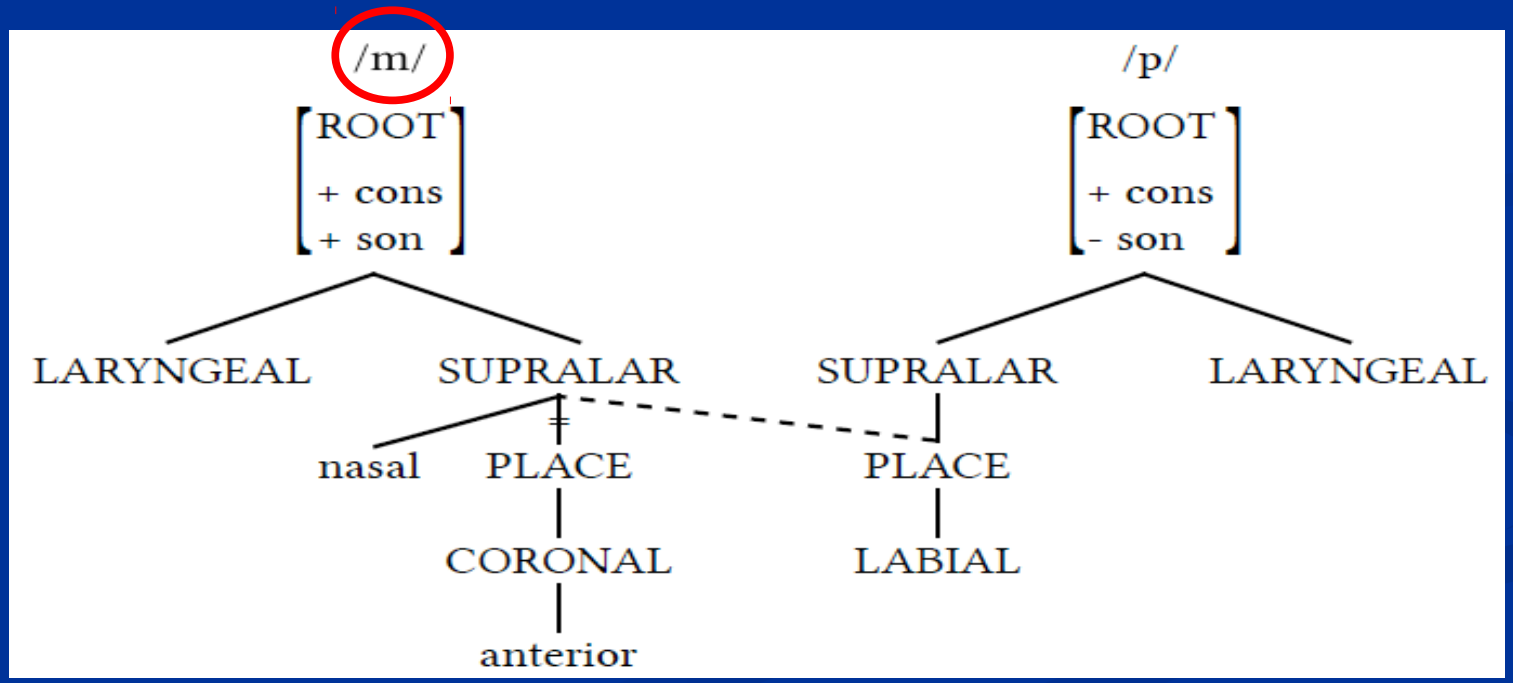

English Place Assimilation

- /n/ is then realised as [m]
- the result is then: <imperceptible>

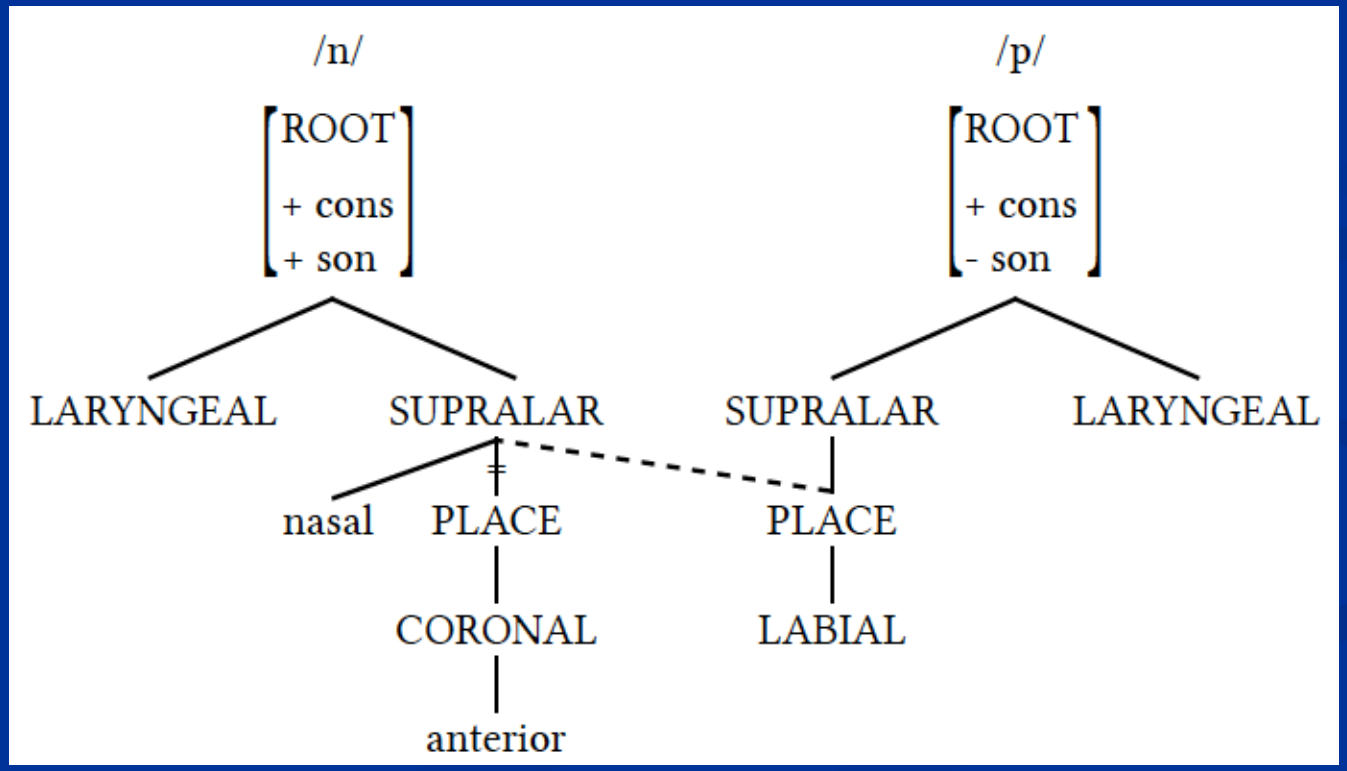

Korean Manner Assimilation

- In Korean, stops in the coda assimilate to following nasals, becoming the homorganic nasal

Korean Manner Assimilation

- In Korean, stops in the coda assimilate to following nasals, becoming the homorganic nasal
- thus, mok ‘eat’ + -nɨn → moŋnɨn and -sɨp + -ni + -ta → -sɨmnita

Korean Manner Assimilation

- In Korean, stops in the coda assimilate to following nasals, becoming the homorganic nasal
- thus, mok ‘eat’ + -nɨn → moŋnɨn and -sɨp + -ni + -ta → -sɨmnita
- in order to characterize this properly in feature geometry we make use of spreading

Korean Manner Assimilation

- In Korean, stops in the coda assimilate to following nasals, becoming the homorganic nasal
- thus, mok ‘eat’ + -nɨn → moŋnɨn and -sɨp + -ni + -ta → -sɨmnita
- in order to characterize this properly in feature geometry we make use of spreading
- in this case, the nasal feature spreads backwards to the preceding stop consonant

Manner Spreading

- Now both segments share the nasal feature and both will be realized as nasal stops

Manner Spreading

- Now both segments share the nasal feature and both will be realized as nasal stops
- note that the PLACE is underspecified, so that it may be any place of articulation

Manner Spreading

- Now both segments share the nasal feature and both will be realized as nasal stops
- note that the PLACE is underspecified, so that it may be any place of articulation

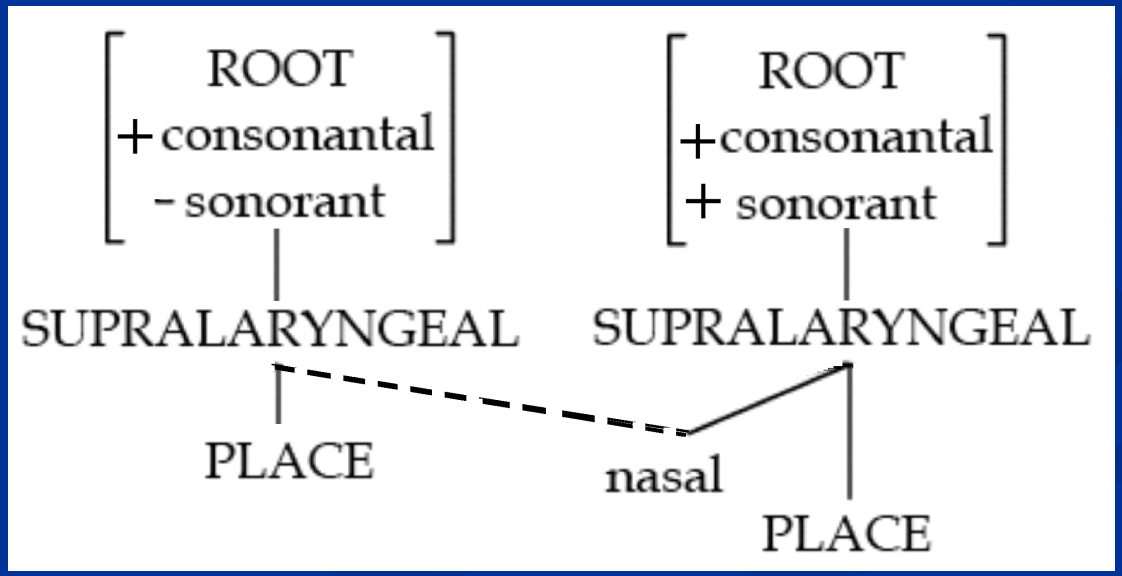

Insertion

- both Korean and English provide cases of insertion

Insertion

- both Korean and English provide cases of insertion
- take the word *gnu* in English

Insertion

- both Korean and English provide cases of insertion
- take the word *gnu* in English
- this word is not common and speakers may not know that the dictionary pronunciation is [nu:]

Insertion

- both Korean and English provide cases of insertion
- take the word *gnu* in English
- this word is not common and speakers may not know that the dictionary pronunciation is [nuː]
- if so, and they wish to pronounce the [g], then the result will be [gənuː]

Insertion

- both Korean and English provide cases of insertion
- take the word *gnu* in English
- this word is not common and speakers may not know that the dictionary pronunciation is [nuː]
- if so, and they wish to pronounce the [g], then the result will be [gənuː]
- this involves the insertion of the vowel [ə]

Insertion

- both Korean and English provide cases of insertion
- take the word *gnu* in English
- this word is not common and speakers may not know that the dictionary pronunciation is [nuː]
- if so, and they wish to pronounce the [g], then the result will be [gənuː]
- this involves the insertion of the vowel [ə]
- this is accomplished in feature geometry by means of a rule

- the initial state is as below

- the initial state is as below

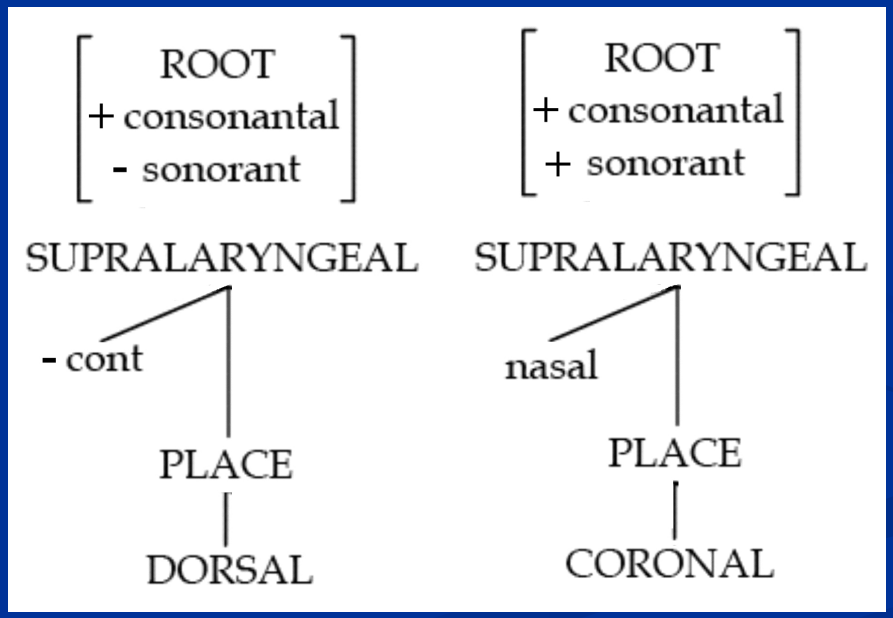

- the initial state is as below
- here the [g] and [n] are together in the onset (syllable structure is omitted due to space)

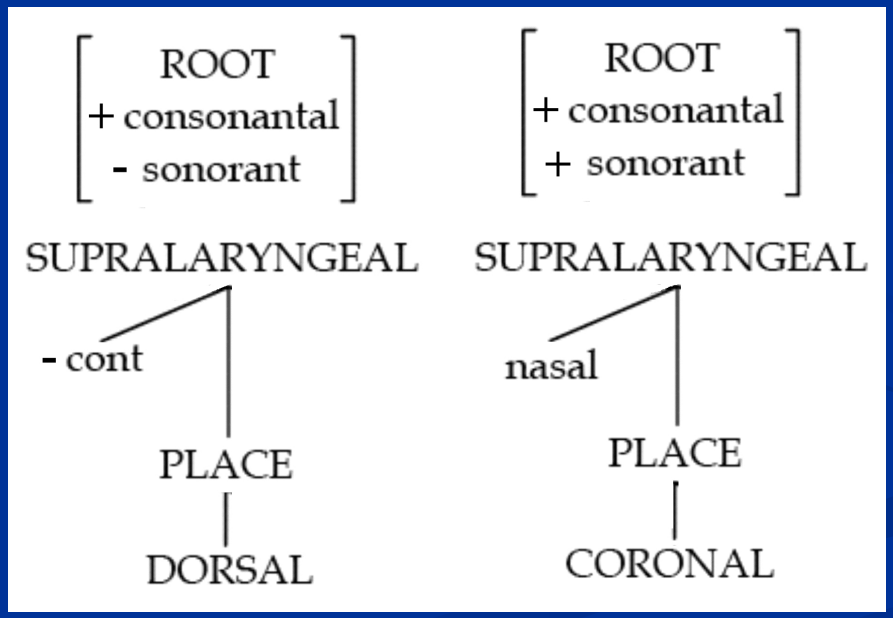

- the rule indicates that in the onset, a sequence of stop followed by nasal requires the insertion of a default vowel

- the rule indicates that in the onset, a sequence of stop followed by nasal requires the insertion of a default vowel

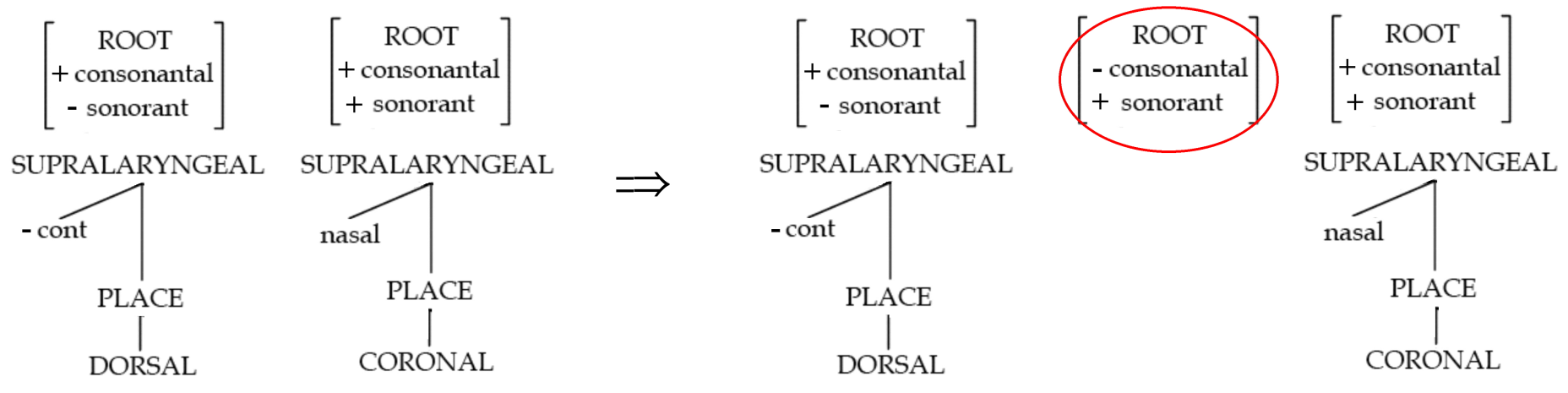

- the vowel is underspecified, simply [ROOT, - cons, +son] without a place node

- the vowel is underspecified, simply [ROOT, - cons, +son] without a place node
- therefore it will be [ə] by default insertion

- the vowel is underspecified, simply [ROOT, - cons, +son] without a place node
- therefore it will be [ə] by default insertion

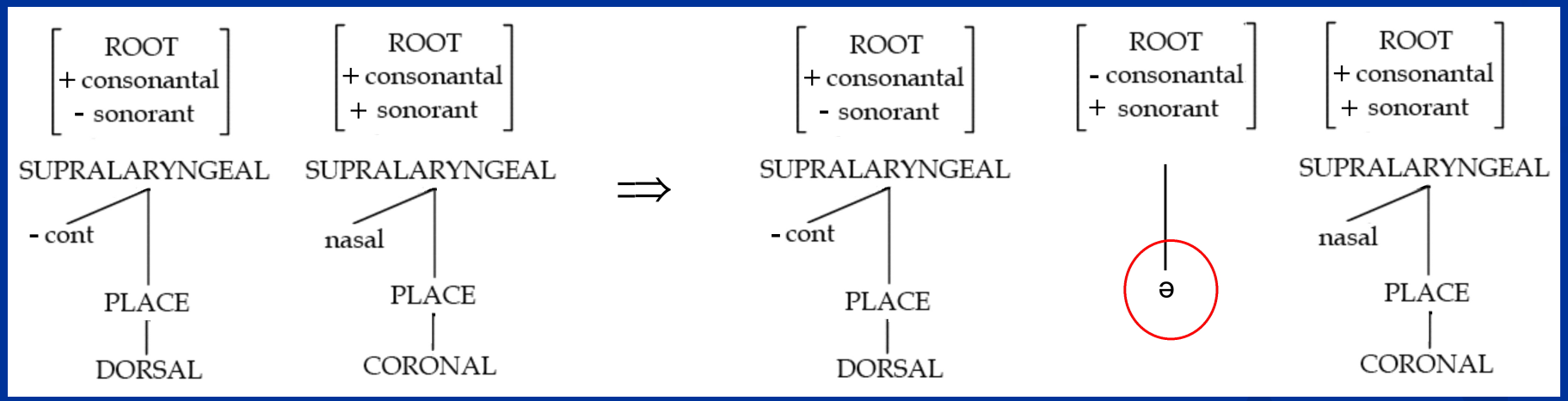

Korean Vowel Insertion

- When Korean adapts loanwords, they must conform to the rules of syllabification

Korean Vowel Insertion

- When Korean adapts loanwords, they must conform to the rules of syllabification
- this means that loanwords like English *spoon*, which have two consonants in the onset, must be repaired

Korean Vowel Insertion

- When Korean adapts loanwords, they must conform to the rules of syllabification
- this means that loanwords like English *spoon*, which have two consonants in the onset, must be repaired
- the rule that accomplishes this is similar to the one in English, although the default vowel is different

- the presence of two consonants, of any type, in the onset of the syllable triggers epenthesis

- the presence of two consonants, of any type, in the onset of the syllable triggers epenthesis
- as in English, an underspecified vowel ROOT node is inserted

- the presence of two consonants, of any type, in the onset of the syllable triggers epenthesis
- as in English, an underspecified vowel ROOT node is inserted

$$\begin{bmatrix} \text{ROOT} \\ +\text{consonantal} \\ -\text{sonorant} \end{bmatrix} \begin{bmatrix} \text{ROOT} \\ +\text{consonantal} \\ \text{sonorant} \end{bmatrix} \Longrightarrow \begin{bmatrix} \text{ROOT} \\ +\text{consonantal} \\ -\text{sonorant} \end{bmatrix} \begin{bmatrix} \text{ROOT} \\ -\text{consonantal} \\ +\text{sonorant} \end{bmatrix} \begin{bmatrix} \text{ROOT} \\ +\text{consonantal} \\ \text{sonorant} \end{bmatrix}$$

- the presence of two consonants, of any type, in the onset of the syllable triggers epenthesis
- as in English, an underspecified vowel ROOT node is inserted
- note that the rule is simpler in Korean, because it is more *general*

$$\begin{bmatrix} \text{ROOT} \\ +\text{consonantal} \\ -\text{sonorant} \end{bmatrix} \begin{bmatrix} \text{ROOT} \\ +\text{consonantal} \\ \text{sonorant} \end{bmatrix} \Longrightarrow \begin{bmatrix} \text{ROOT} \\ +\text{consonantal} \\ -\text{sonorant} \end{bmatrix} \begin{bmatrix} \text{ROOT} \\ -\text{consonantal} \\ +\text{sonorant} \end{bmatrix} \begin{bmatrix} \text{ROOT} \\ +\text{consonantal} \\ \text{sonorant} \end{bmatrix}$$

Korean Vowel Insertion

- instead of [ə], the default vowel in Korean is [ɨ]

Korean Vowel Insertion

- instead of [ə], the default vowel in Korean is [ɨ]
- therefore, this is the vowel inserted by default

Korean Vowel Insertion

- instead of [ə], the default vowel in Korean is [ɨ]
- therefore, this is the vowel inserted by default

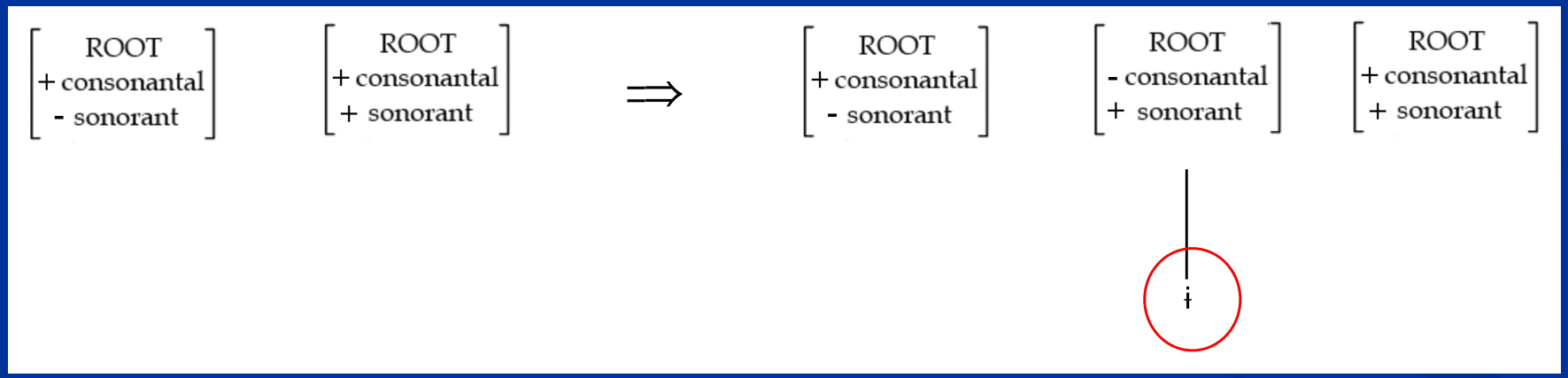

Deletion

- the next process we will examine is deletion

Deletion

- the next process we will examine is deletion
- again, both English and Korean provide examples of this process

Deletion

- the next process we will examine is deletion
- again, both English and Korean provide examples of this process
- to begin, English words like *gnostic* are pronounced without a [g]

Deletion

- the next process we will examine is deletion
- again, both English and Korean provide examples of this process
- to begin, English words like *gnostic* are pronounced without a [g]
- we can conclude that English phonotactics prohibits onset clusters of [gn]

Deletion

- the next process we will examine is deletion
- again, both English and Korean provide examples of this process
- to begin, English words like *gnostic* are pronounced without a [g]
- we can conclude that English phonotactics prohibits onset clusters of [gn]
- instead of inserting a [ə] as in *gnu* [gənuː], in some cases the [g] is deleted

- we begin with the same structure we used for vowel insertion

- we begin with the same structure we used for vowel insertion:

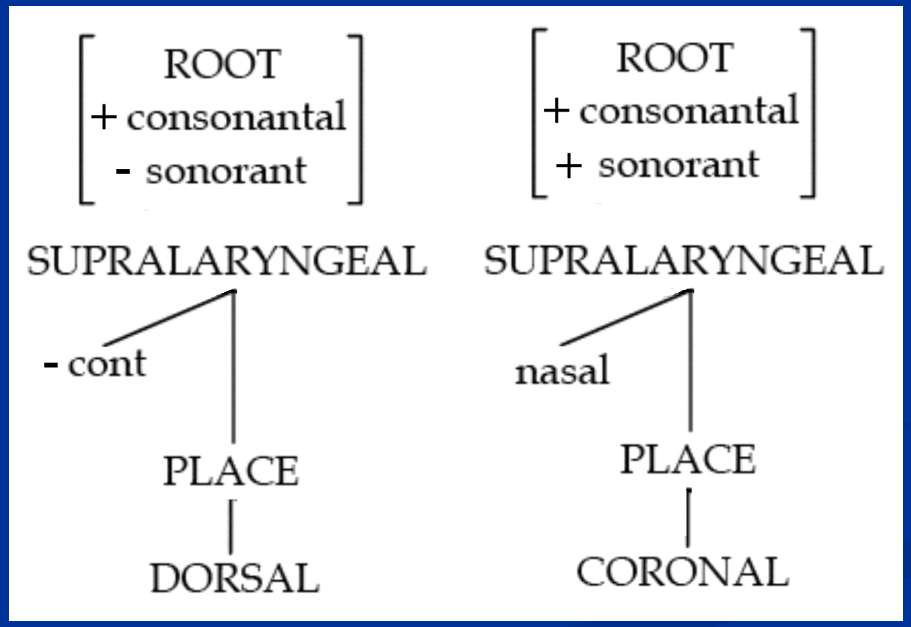

- however, this time we delete the ROOT node

- however, this time we delete the ROOT node
- this results in the segment disappearing

- however, this time we delete the ROOT node
- this results in the segment disappearing

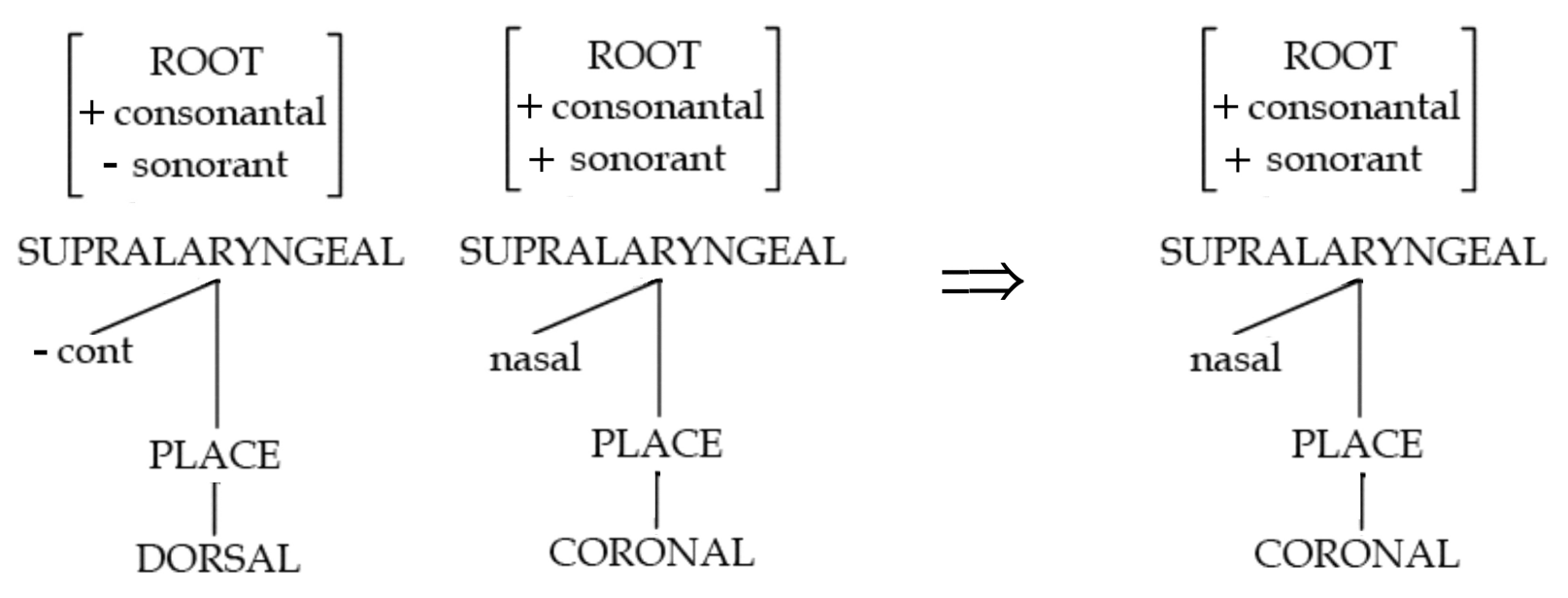

- however, this time we delete the ROOT node
- this results in the segment disappearing
- this gives us [nɔstɪk]

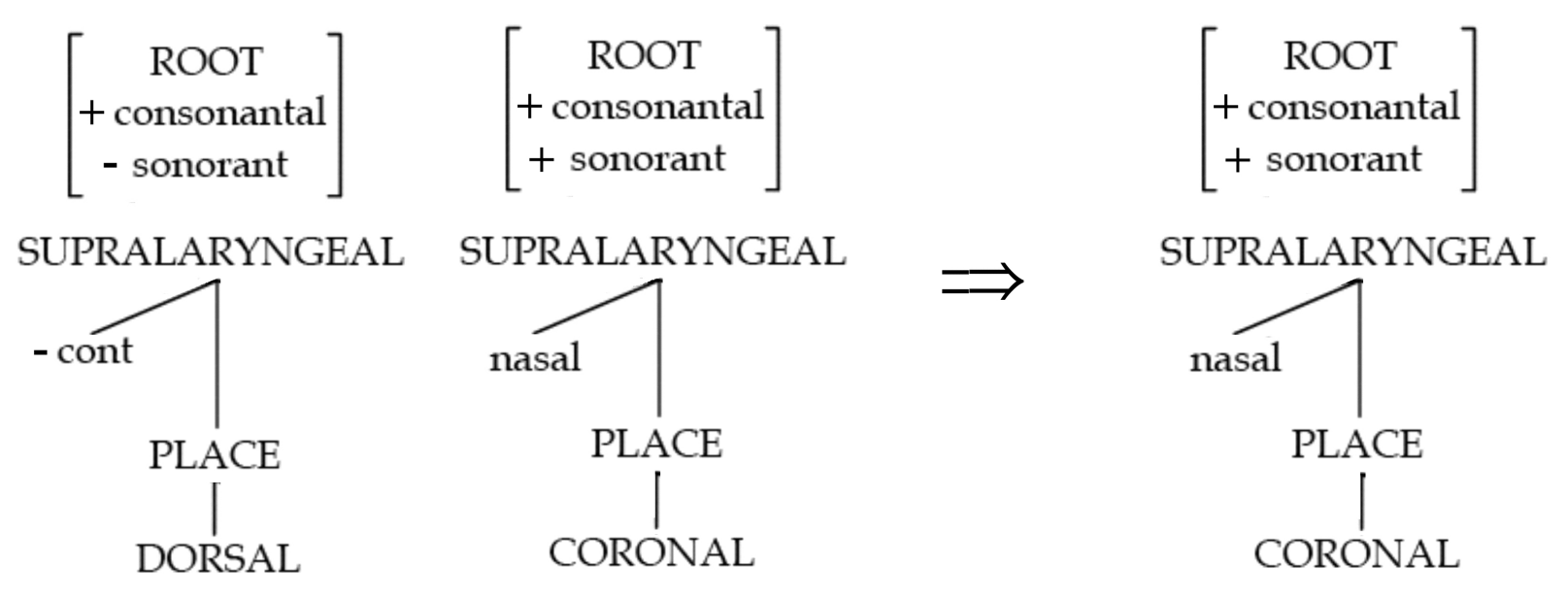

- we can use the same operation to account for the Korean data below

- we can use the same operation to account for the Korean data below
  - a. ilk -ɔyɔ → ilkɔyɔ

- we can use the same operation to account for the Korean data below
  - a. ilk -ɔyɔ → ilkɔyɔ
    b. ilk -sɨp -ni -ta → iksɨmnida

- we can use the same operation to account for the Korean data below
- a. ilk -ɔyɔ → ilkɔyɔ
  b. ilk -sɨp -ni -ta → iksɨmnida
- the (a) case shows us that the root contains two coda consonants

- we can use the same operation to account for the Korean data below
- a. ilk -ɔyɔ → ilkɔyɔ
  b. ilk -sɨp -ni -ta → iksɨmnida
- the (a) case shows us that the root contains two coda consonants
- the (b) case shows us that one of them is deleted when the root is followed by a C-initial suffix

- the initial state is similar to the English case, but again, more general

- the initial state is similar to the English case, but again, more general
- any two consonants in the coda are subject to the deletion

- the initial state is similar to the English case, but again, more general
- any two consonants in the coda are subject to the deletion

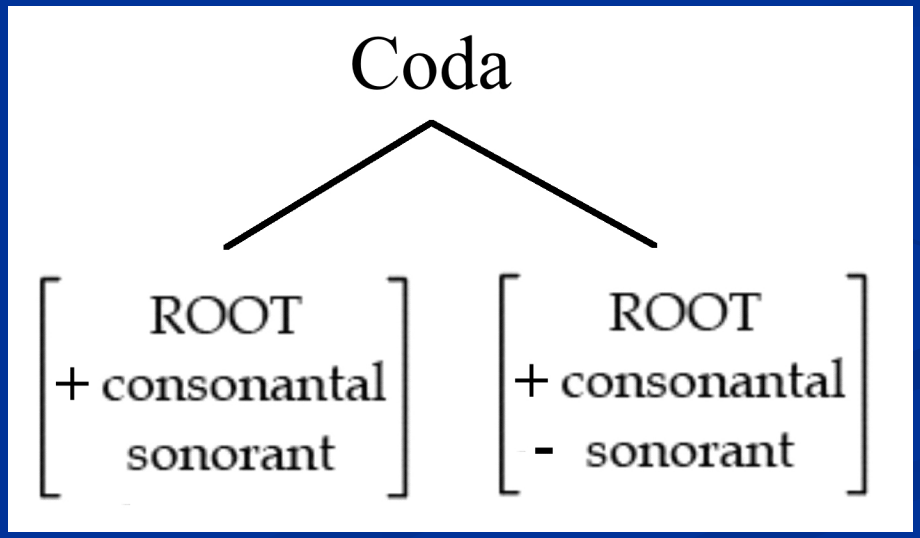

- in this format, the rule is ambiguous as to which consonant is deleted

- in this format, the rule is ambiguous as to which consonant is deleted

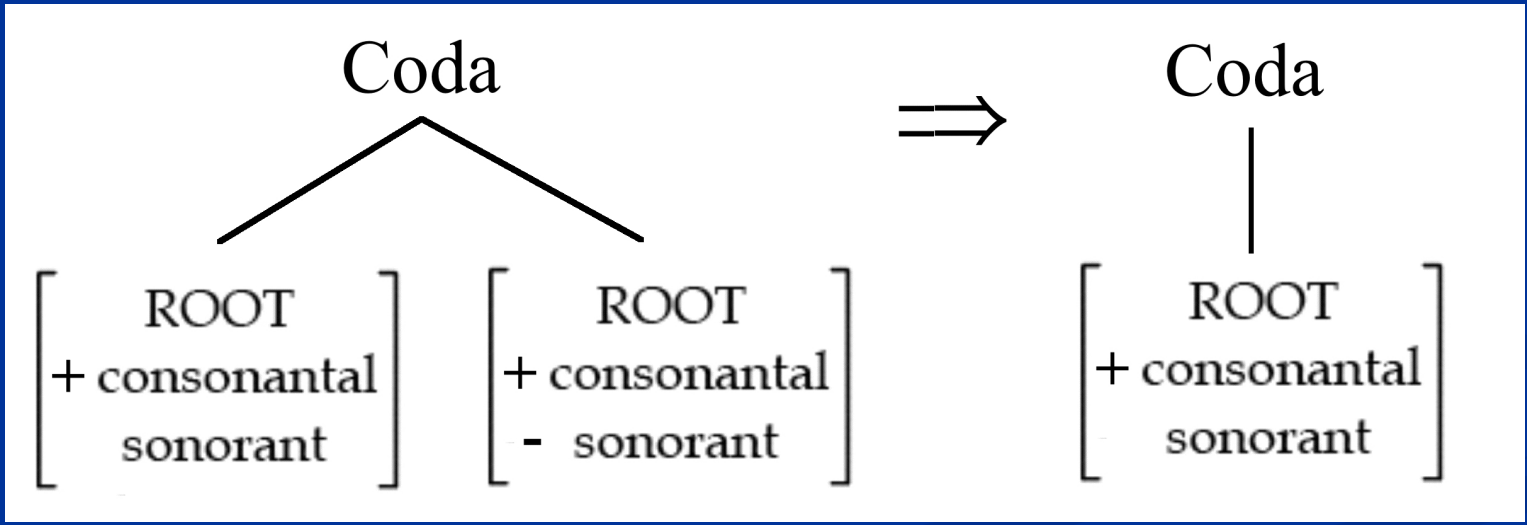

Vowel Reduction

- we have observed that in English, a vowel may be reduced when in unstressed position

Vowel Reduction

- we have observed that in English, a vowel may be reduced when in unstressed position
- thus, ánalog [ǽnəlɔg] → análogy [ənǽlədʒi]

Vowel Reduction

- we have observed that in English, a vowel may be reduced when in unstressed position
- thus, ánalog [ǽnəlɔg] → análogy [ənǽlədʒi]
- in such cases, the resulting reduced vowel is the default, [ə]

Vowel Reduction

- we have observed that in English, a vowel may be reduced when in unstressed position
- thus, ánalog [ǽnəlɔg] → análogy [ənǽlədʒi]
- in such cases, the resulting reduced vowel is the default, [ə]
- this suggests a way for us to account for the change

Vowel Reduction

- we have observed that in English, a vowel may be reduced when in unstressed position
- thus, ánalog [ǽnəlɔg] → análogy [ənǽlədʒi]
- in such cases, the resulting reduced vowel is the default, [ə]
- this suggests a way for us to account for the change
- vowel reduction is the delinking of all vowel Place features from the feature tree

Vowel Reduction

- if the PLACE features are delinked, then the vowel will be underspecified

Vowel Reduction

- if the PLACE features are delinked, then the vowel will be underspecified

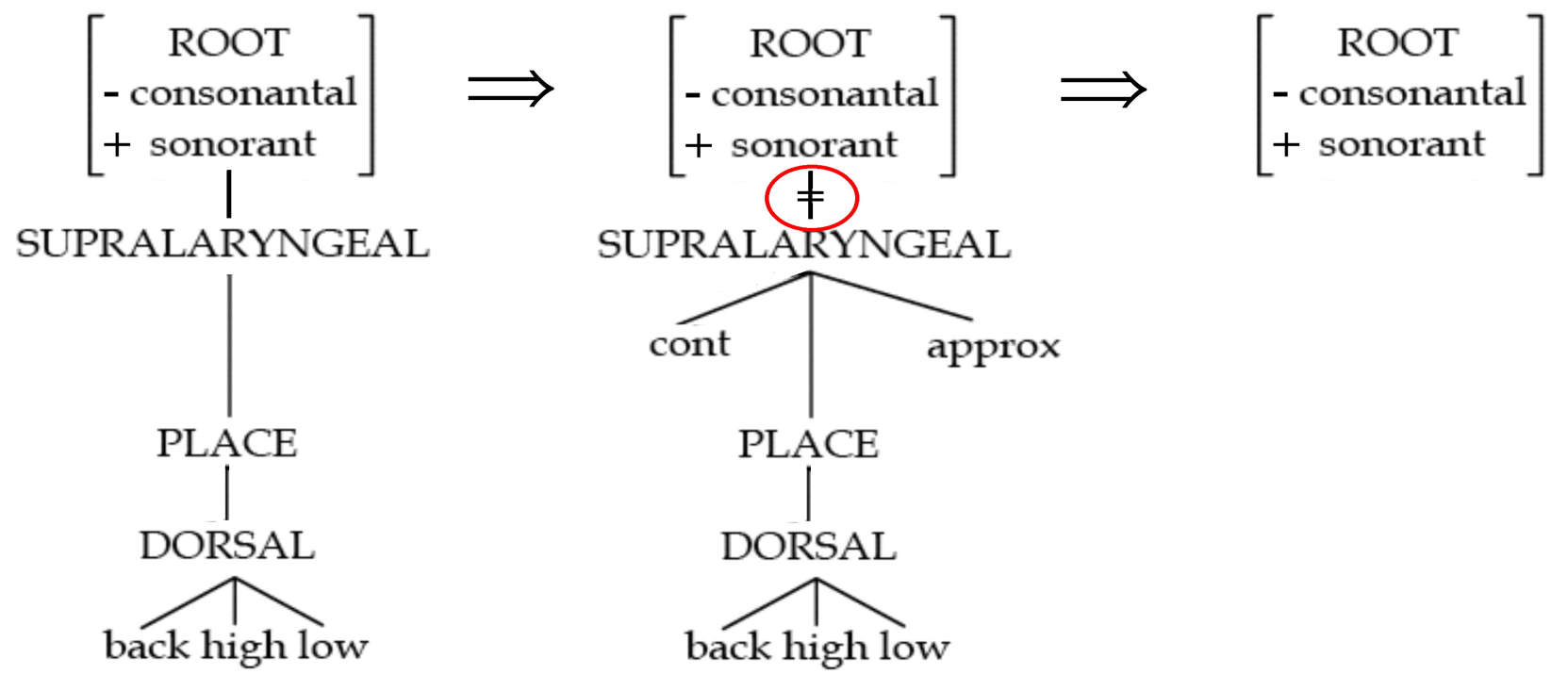

Vowel Reduction

- the result will be the default vowel, [ə]

Vowel Reduction

- the result will be the default vowel, [ə]

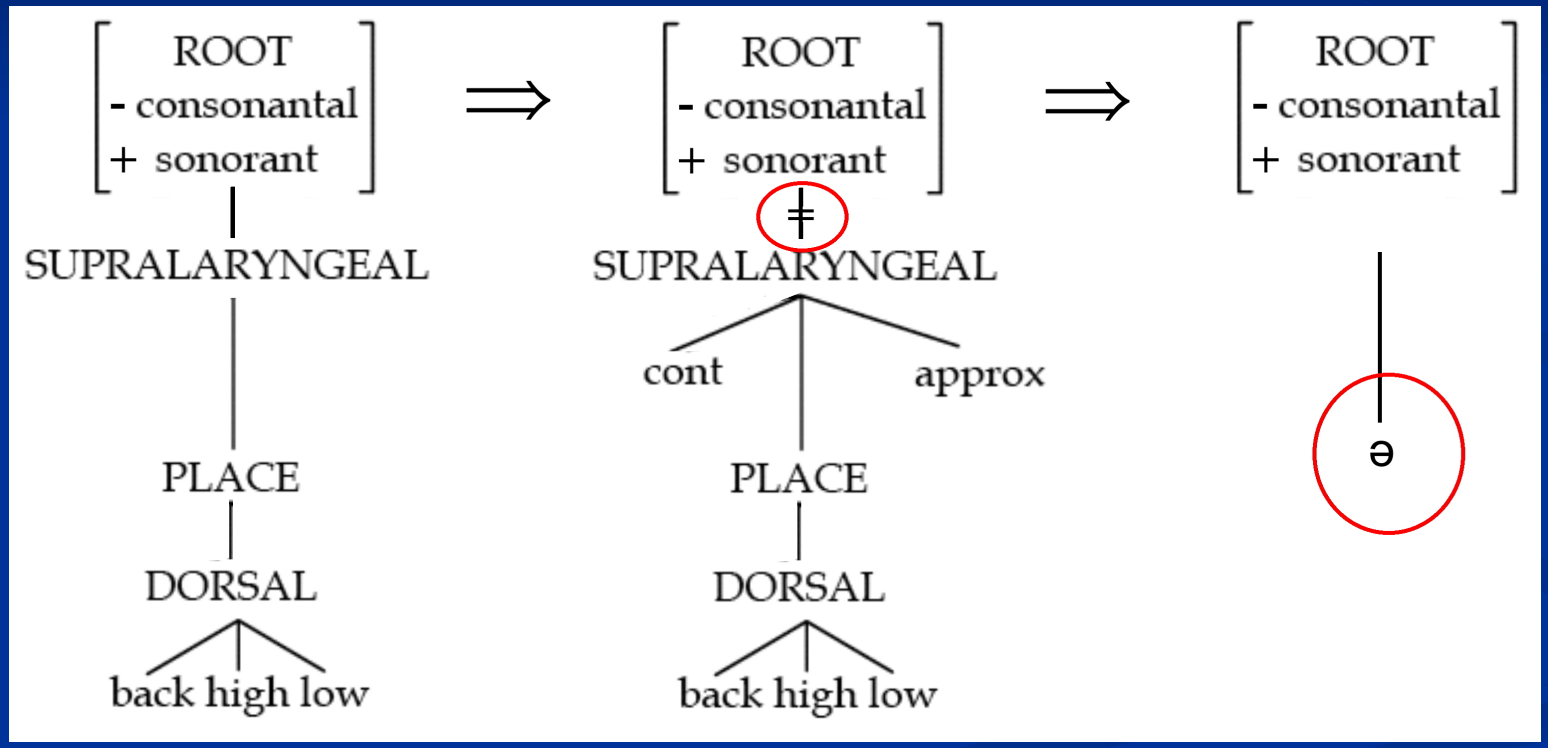

Neutralization

- both English and Korean provide examples of neutralization

Neutralization

- both English and Korean provide examples of neutralization
- in English, the distinction between voiced and voiceless stops is neutralized after [s] in the onset

Neutralization

- both English and Korean provide examples of neutralization
- in English, the distinction between voiced and voiceless stops is neutralized after [s] in the onset
- we only find voiceless stops in this position

Neutralization

- both English and Korean provide examples of neutralization
- in English, the distinction between voiced and voiceless stops is neutralized after [s] in the onset
- we only find voiceless stops in this position,e.g.
  - spot
    stop
    scot

English Neutralization

- how do we account for this?

English Neutralization

- how do we account for this?
- we can say that the contact of [s] with the following stop results in the delinking of the LARYNGEAL node

English Neutralization

- how do we account for this?
- we can say that the contact of [s] with the following stop results in the delinking of the LARYNGEAL node

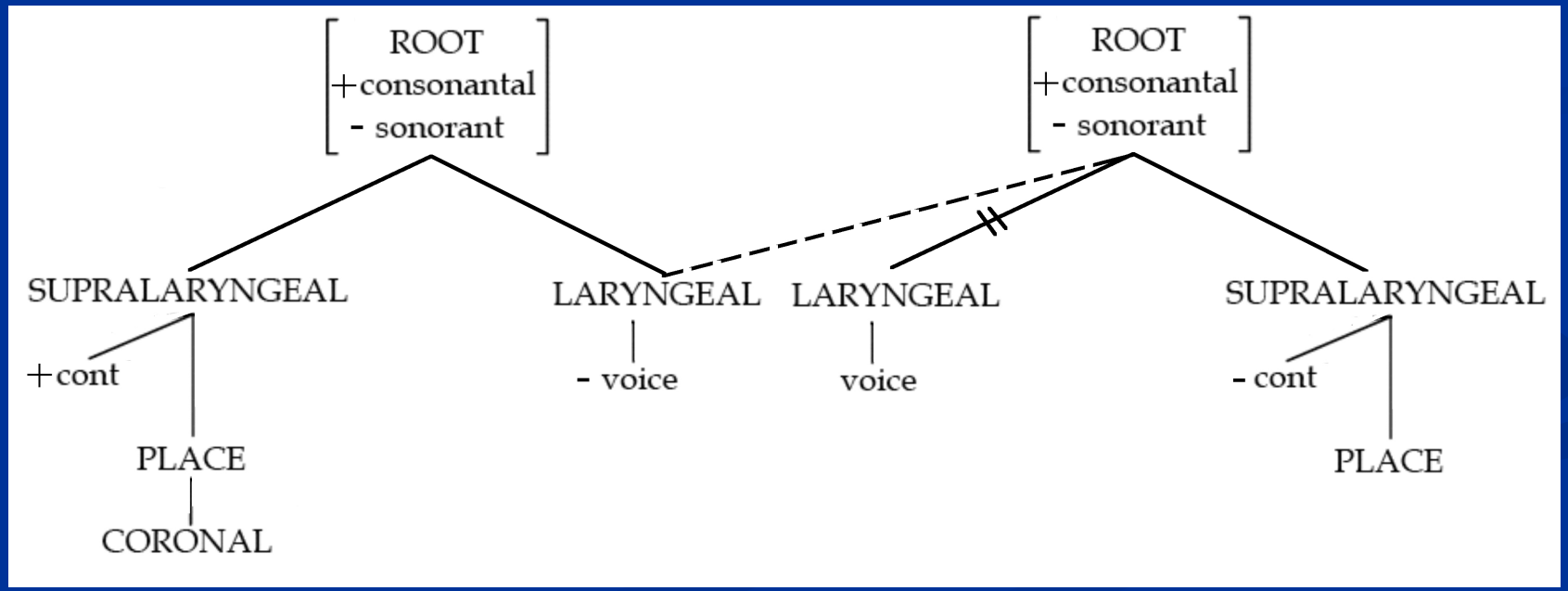

English Neutralization

- there are several things to note about this analysis

English Neutralization

- there are several things to note about this analysis
- first, it depends on the second ROOT node being [+cons,-son], since sonorants to not share voicing with the [s]

English Neutralization

- there are several things to note about this analysis
- first, it depends on the second ROOT node being [+cons,-son], since sonorants to not share voicing with the [s]

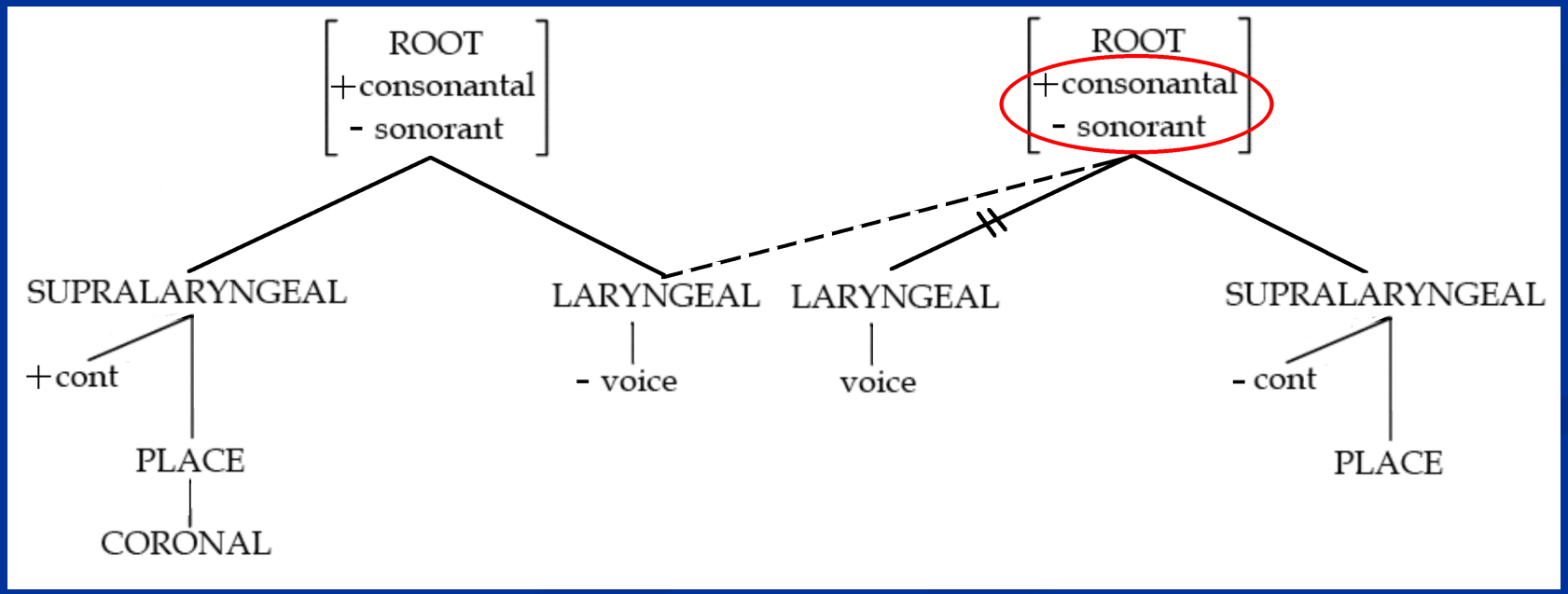

English Neutralization

- secondly, it relies on the LARYNGEAL node having a [-voice] feature value

English Neutralization

- secondly, it relies on the LARYNGEAL node having a [-voice] feature value
- if [voice] has only one value, then this will not work

English Neutralization

- secondly, it relies on the LARYNGEAL node having a [-voice] feature value
- if [voice] has only one value, then this will not work

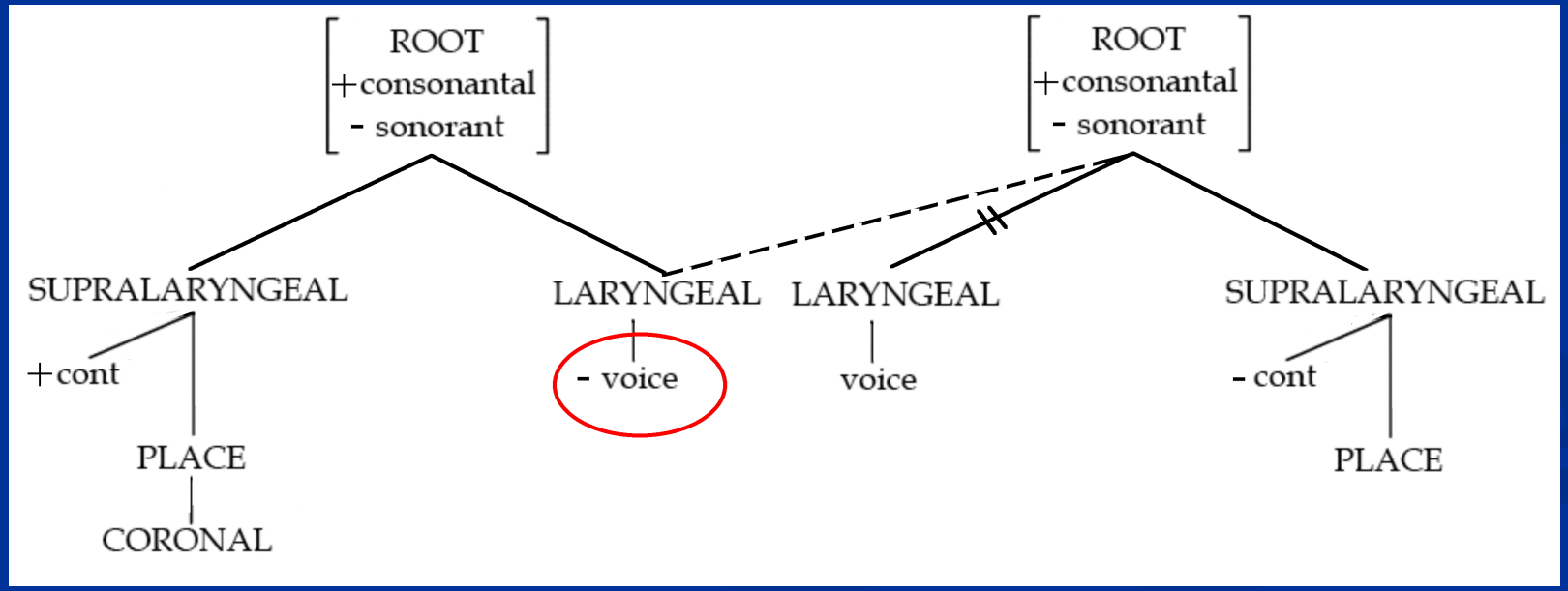

English Neutralization

- Finally, note that the second segment is specified as [-cont], that is, a stop

English Neutralization

- Finally, note that the second segment is specified as [-cont], that is, a stop
- in fact, there are a few cases of [+cont] obstruents, such as *sphere* [sfiːɹ], *sphinx* [sfɪŋks]

English Neutralization

- Finally, note that the second segment is specified as [-cont], that is, a stop
- in fact, there are a few cases of [+cont] obstruents, such as *sphere* [sfiːɹ], *sphinx* [sfɪŋks]

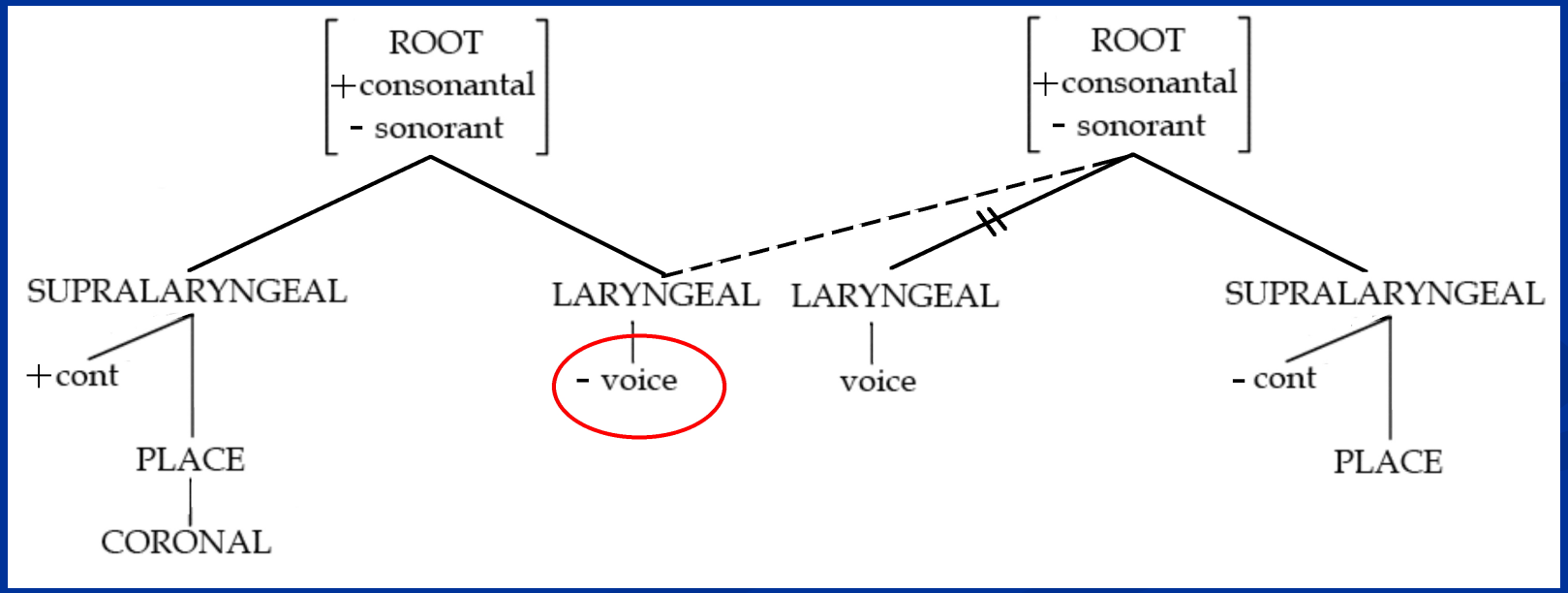

- An alternative, that addresses these issues is to simply delete the LARYNGEAL node without spreading

- An alternative, that addresses these issues is to simply delete the LARYNGEAL node without spreading
- and to omit the specification of [-cont]

- An alternative, that addresses these issues is to simply delete the LARYNGEAL node without spreading
- and to omit the specification of [-cont]

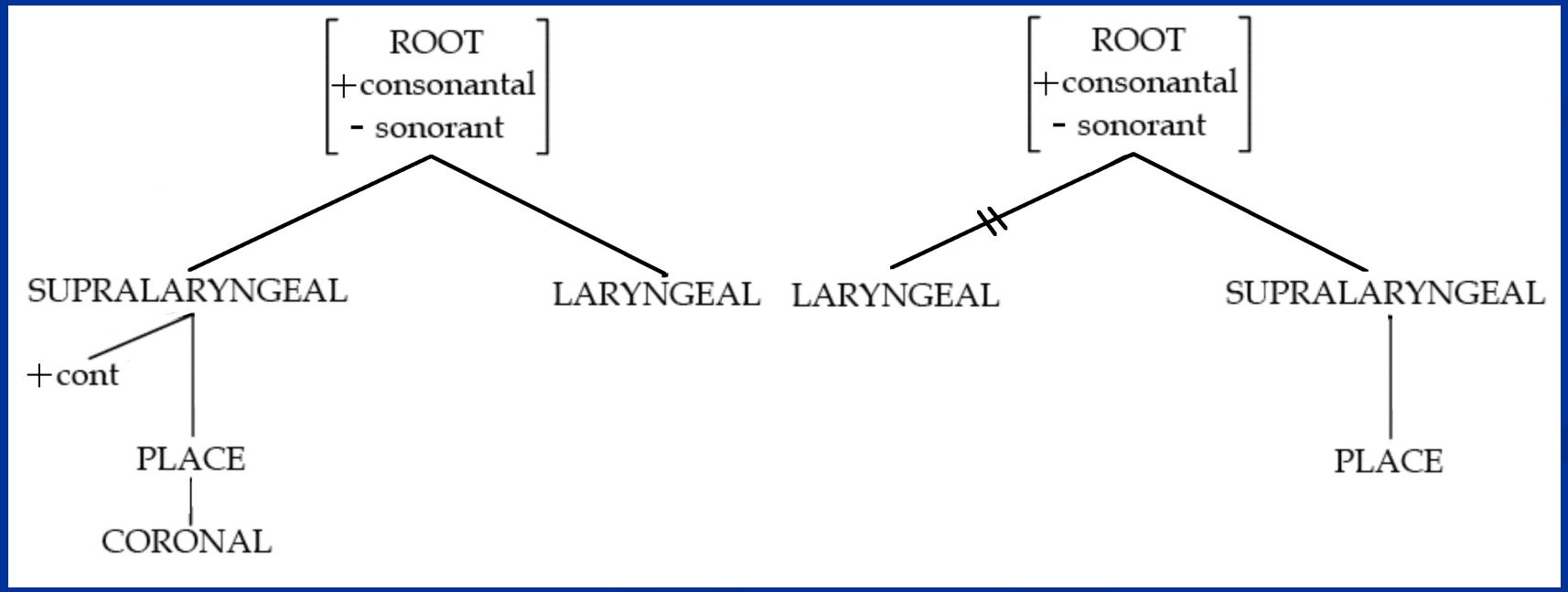

Korean Neutralization

- In Korean, neutralization occurs in the coda

Korean Neutralization

- In Korean, neutralization occurs in the coda
- although any consonant may appear in the onset, there are strong restrictions on those that may occur syllable-finally

Korean Neutralization

- In Korean, neutralization occurs in the coda
- although any consonant may appear in the onset, there are strong restrictions on those that may occur syllable-finally
- among the obstruents, only [p],[t],[k] may occur

Korean Neutralization

- In Korean, neutralization occurs in the coda
- although any consonant may appear in the onset, there are strong restrictions on those that may occur syllable-finally
- among the obstruents, only [p],[t],[k] may occur
- to explain this we must understand how they are different from the other obstruents

Korean Neutralization

- In Korean, neutralization occurs in the coda
- although any consonant may appear in the onset, there are strong restrictions on those that may occur syllable-finally
- among the obstruents, only [p],[t],[k] may occur
- to explain this we must understand how they are different from the other obstruents
- we will start with the plosives

- In Korean, there are three categories of plosives:

- In Korean, there are three categories of plosives:
  - plain: [p] [t] [k]

- In Korean, there are three categories of plosives:
  - plain: [p] [t] [k]
  - aspirated: [p^h] [t^h] [k^h] (spread)

- In Korean, there are three categories of plosives:
  - plain: [p] [t] [k]
  - aspirated: [p^h] [t^h] [k^h] (spread)
  - tense: [p’] [t’] [k’] (constr(icted))

- In Korean, there are three categories of plosives:
  - plain: [p] [t] [k]
  - aspirated: [p^h] [t^h] [k^h] (spread)
  - tense: [p’] [t’] [k’] (constr(icted))
- each set occurs in one of 3 places of articulation

- In Korean, there are three categories of plosives:
  - plain: [p] [t] [k]
  - aspirated: [p^h] [t^h] [k^h] (spread)
  - tense: [p’] [t’] [k’] (constr(icted))
- each set occurs in one of 3 places of articulation
- they differ only in their LARYNGEAL features

- In Korean, there are three categories of plosives:
  - plain: [p] [t] [k]
  - aspirated: [p^h] [t^h] [k^h] (spread)
  - tense: [p'] [t'] [k'] (constr(icted))
- each set occurs in one of 3 places of articulation
- they differ only in their LARYNGEAL features

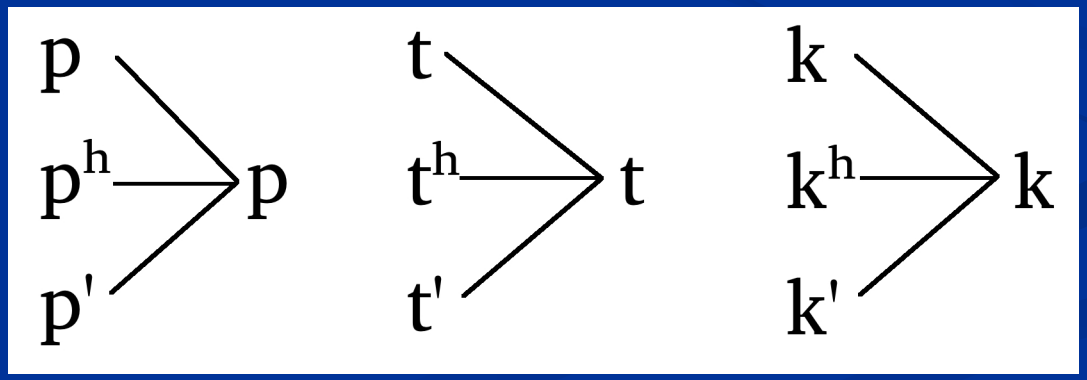

- this suggests an explanation: in the coda, the LARYNGEAL node is delinked

- this suggests an explanation: in the coda, the LARYNGEAL node is delinked

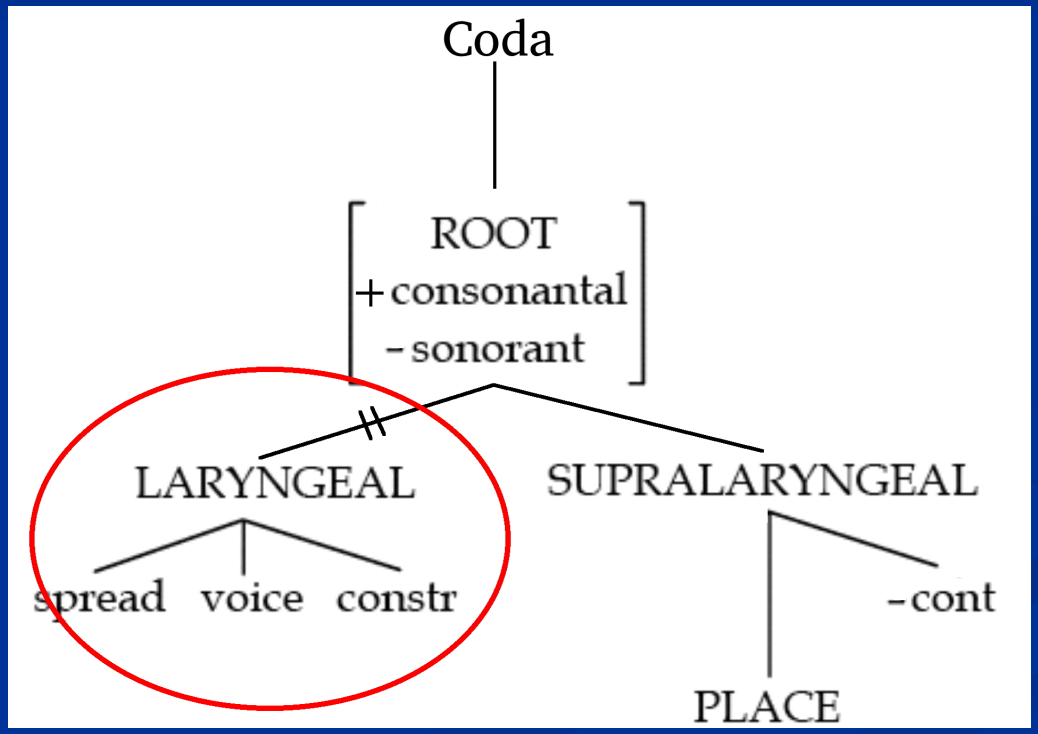

- the result is a plosive with the original place of articulation, but without a specification for LARYNGEAL features

- the result is a plosive with the original place of articulation, but without a specification for LARYNGEAL features
- it will be assigned the default value, which is [-voice]

- the result is a plosive with the original place of articulation, but without a specification for LARYNGEAL features
- it will be assigned the default value, which is [-voice]
- however, this is not the whole picture

- the fricatives and affricates also become [t]

- the fricatives and affricates also become [t]
- this requires a more complex, two-step process

- the fricatives and affricates also become [t]
- this requires a more complex, two-step process
- first, these segments undergo the previous process of LARYNGEAL delinking (note this is revised to remove the [-cont] specification

- the fricatives and affricates also become [t]
- this requires a more complex, two-step process
- first, these segments undergo the previous process of LARYNGEAL delinking (note this is revised to remove the [-cont] specification

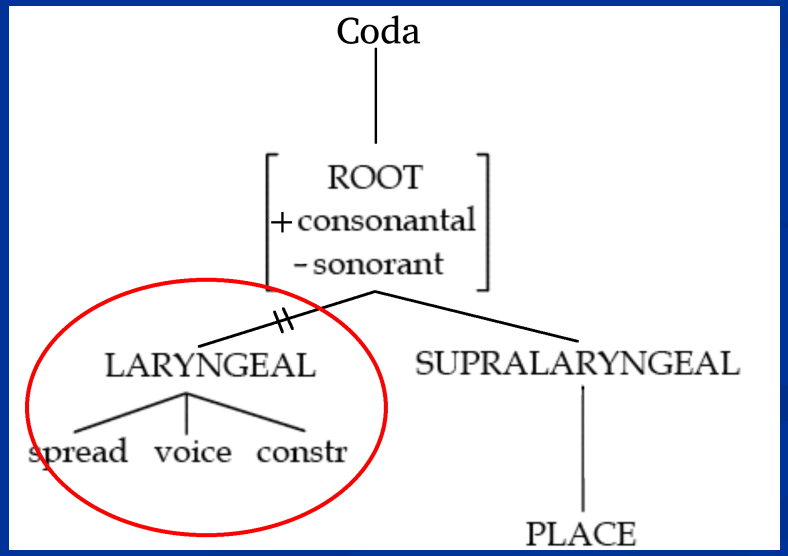

Despirantization

- this results in only the simple segments [s] and [tʃ] remaining

Despirantization

- this results in only the simple segments [s] and [tʃ] remaining
- then another process, despirantization, takes place, changing [+cont] to [-cont]

Despirantization

- this results in only the simple segments [s] and [tʃ] remaining
- then another process, despirantization, takes place, changing [+cont] to [-cont]

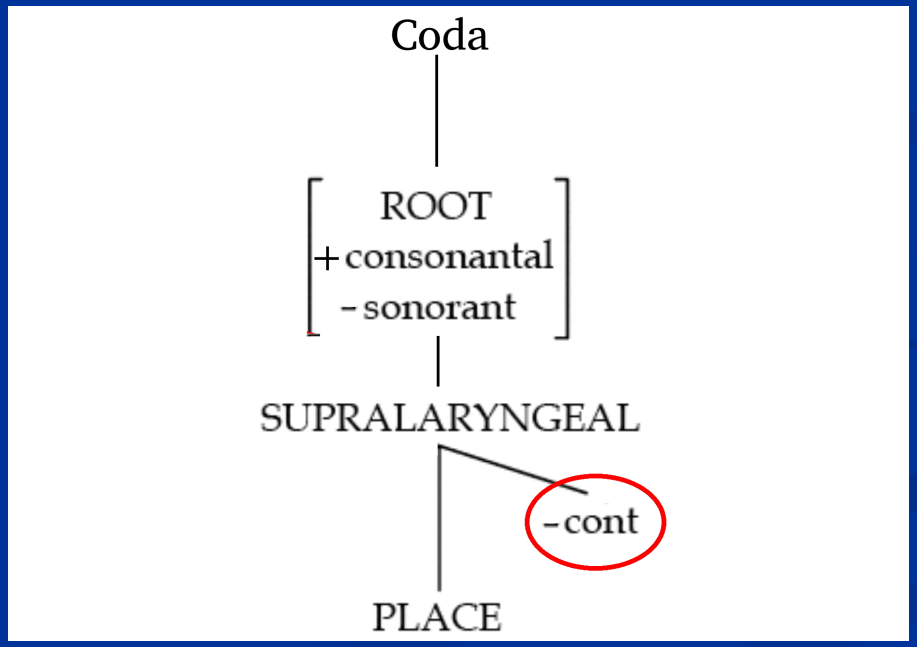

Despirantization

- the result is a [t]

Despirantization

- the result is a [t]
- note the representation of affricates: they have two root nodes linked to one x-slot

Despirantization

- the result is a [t]
- note the representation of affricates: they have two root nodes linked to one x-slot
- they are a single, complex segment

Despirantization

- the result is a [t]
- note the representation of affricates: they have two root nodes linked to one x-slot
- they are a single, complex segment

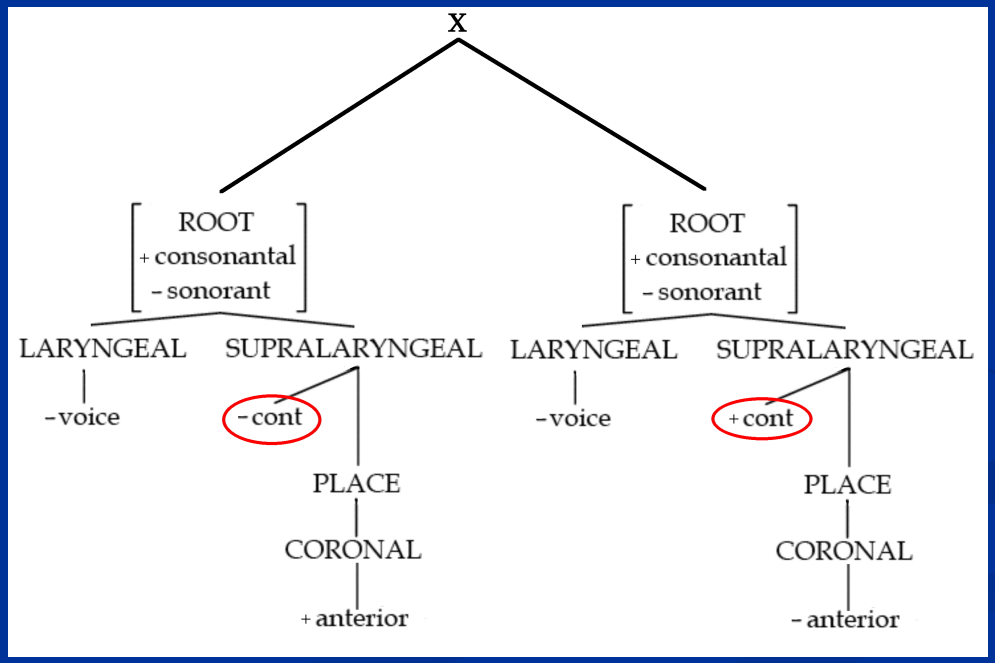

Despirantization

- so, in the case of [tʃ], the result of despirantiz-ation is actually two [t]s linked to the same skeletal slot

Despirantization

- so, in the case of [tʃ], the result of despirantiz-ation is actually two [t]s linked to the same skeletal slot
- but two [t]s linked to the same position are no different from one [t] and so the representation is simplified to one [t]

Despirantization

- so, in the case of [tʃ], the result of despirantiz-ation is actually two [t]s linked to the same skeletal slot
- but two [t]s linked to the same position are no different from one [t] and so the representation is simplified to one [t]

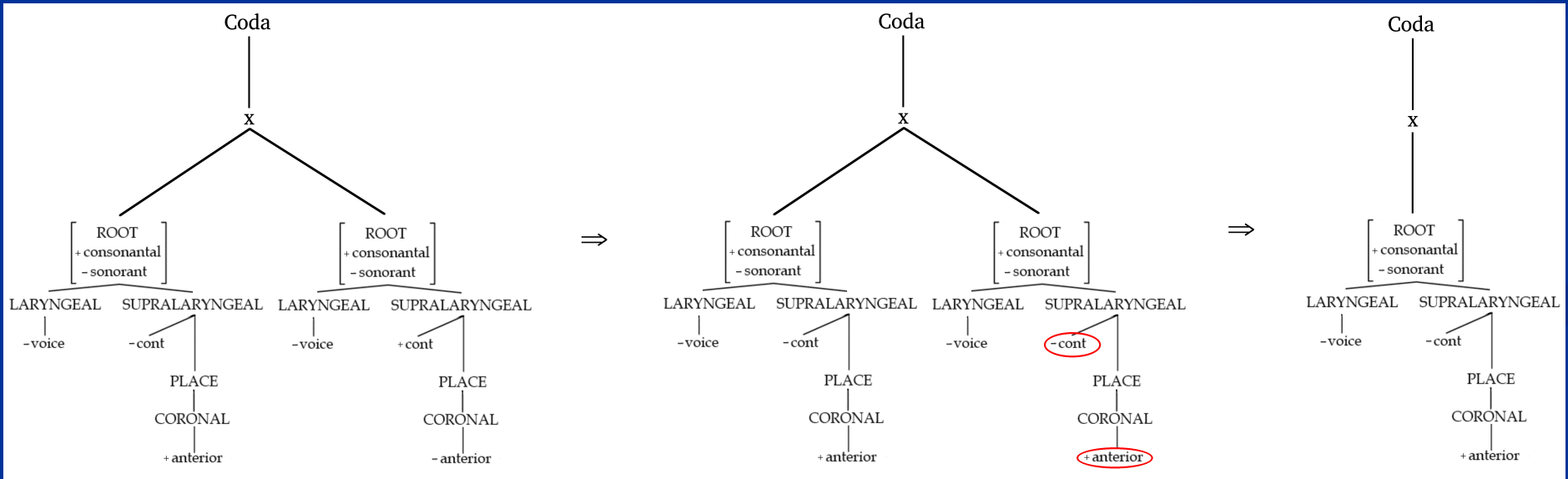

Geminates

- Korean may have geminate consonants, that is two identical consonants adjacent to each other

Geminates

- Korean may have geminate consonants, that is two identical consonants adjacent to each other
- **e.g.** 만나다 [mannada] 'to meet'

Geminates

- Korean may have geminate consonants, that is two identical consonants adjacent to each other
- **e.g.** 만나다 [mannada] 'to meet'
- these are represented in feature geometry as a single root node linked to two timing slots

Geminates

- Korean may have geminate consonants, that is two identical consonants adjacent to each other
- **e.g.** 만나다 [mannada] 'to meet'
- these are represented in feature geometry as a single root node linked to two timing slots

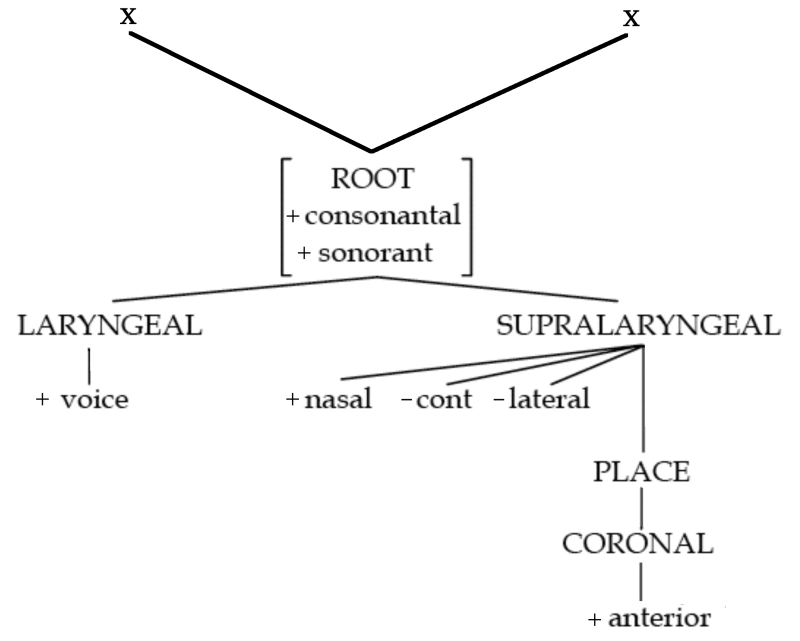

Geminates vs. Affricates

- compare the treatment of geminates with that of affricates

Geminates vs. Affricates

- compare the treatment of geminates with that of affricates

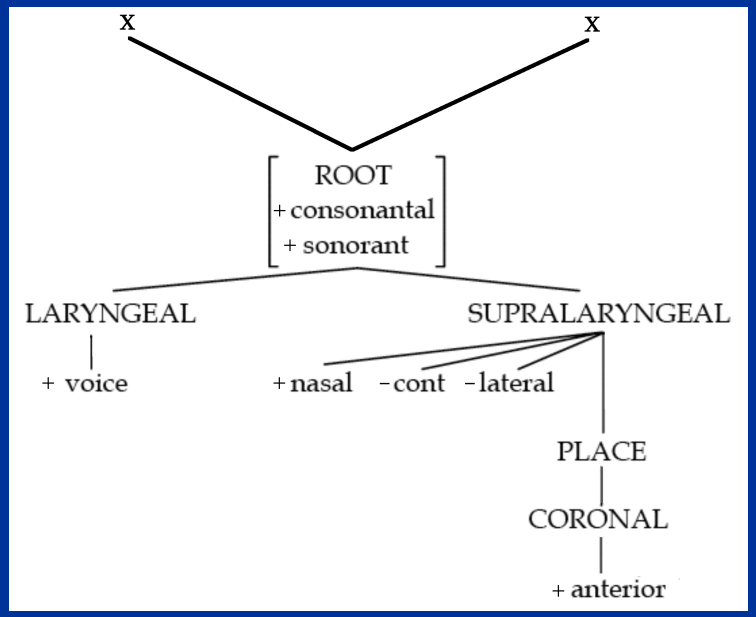

Geminate

Geminates vs. Affricates

- compare the treatment of geminates with that of affricates

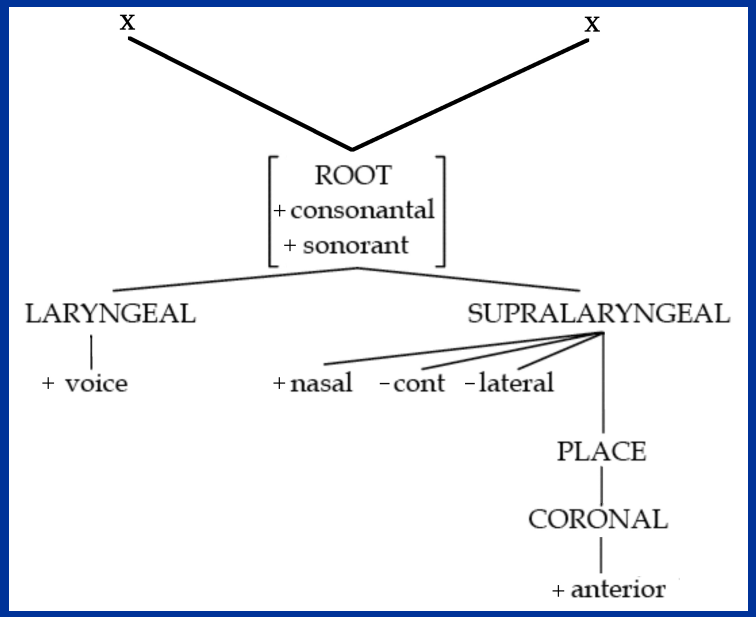

Geminate

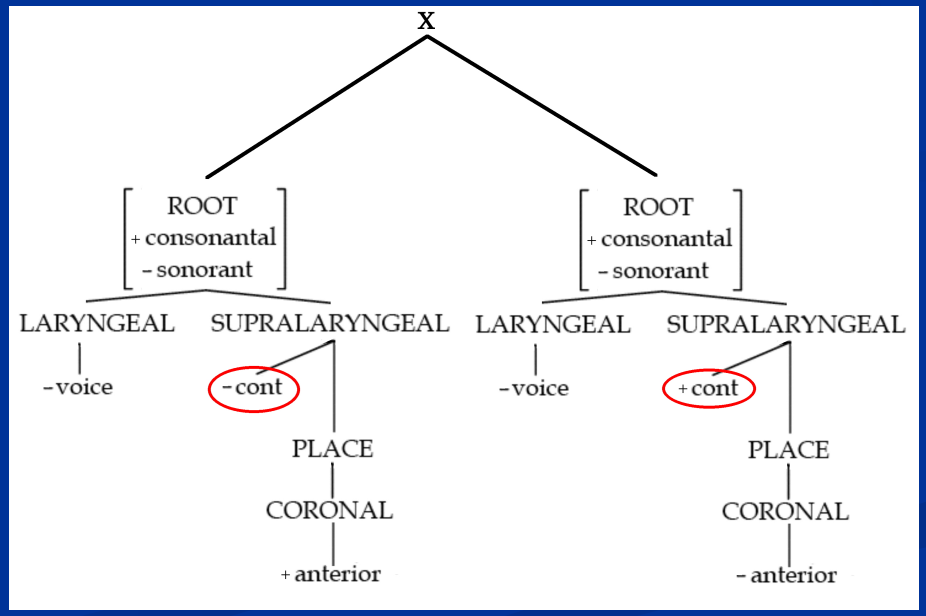

Affricate

Geminates vs. Affricates

- compare the treatment of geminates with that of affricates
- they are virtually the opposite of each other

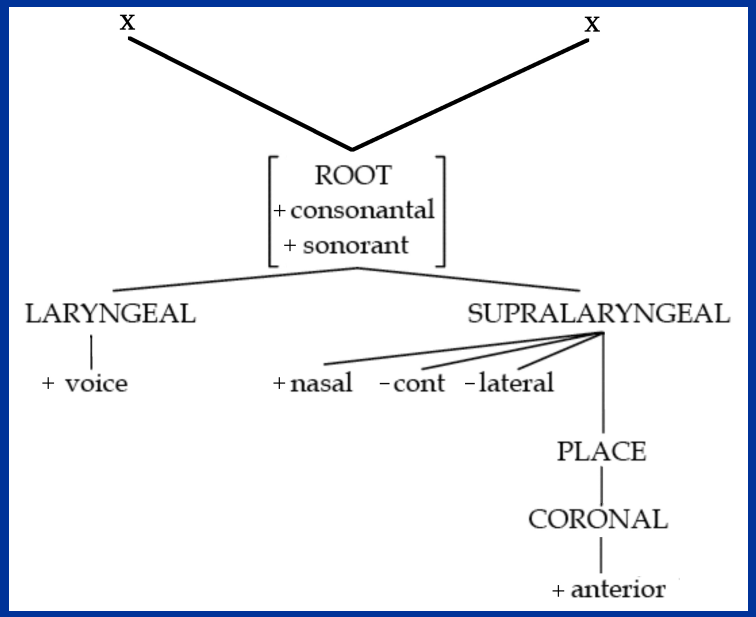

Geminate

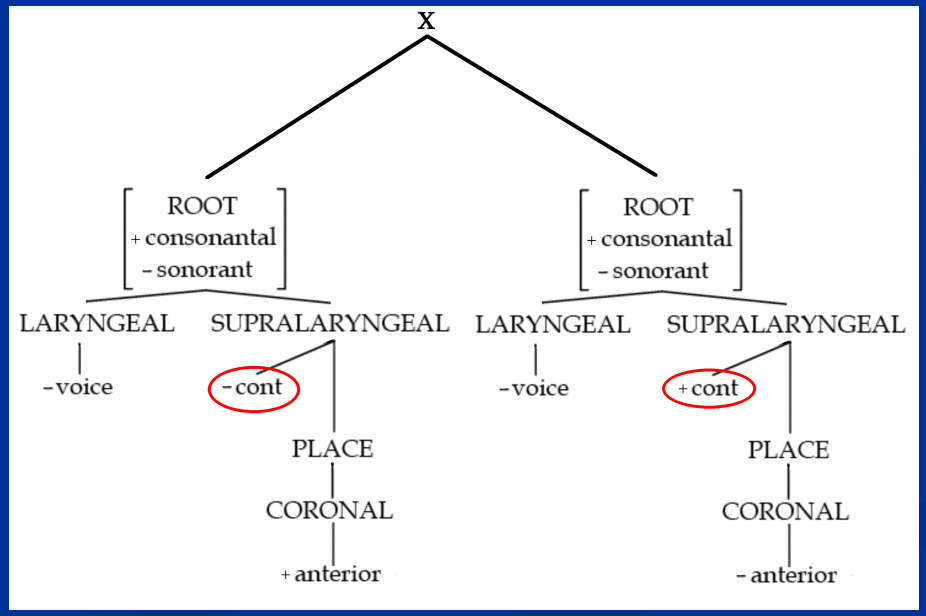

Affricate

The End